


STATE SWIMMING & DIVING 20 21



NOVEMBER 13-14, 2020
WAUKESHA SOUTH NATATORIUM

BUILT WITH
CHOCOLATE MILK

RECOVER

LIKE A CHAMPION

**NUTRIENTS TO REFUEL.
NATURAL PROTEIN TO REBUILD.
BACKED BY SCIENCE.**



GET THE PROOF >
BuiltWithChocolateMilk.com



official beverage of the WAA

DAIRY FARMERS
—OF—
WISCONSIN

© 2019 Dairy Farmers of Wisconsin

The WIAA Welcomes You To The 51st Annual

2020 State Girls Swimming & Diving Tournament

Division 2

Friday, Nov. 13

1:30 p.m. – Diving Competition to Completion

6 p.m. – Swimming Timed Finals

Division 1

Saturday, Nov. 14

10 a.m. – Diving Competition to Completion

2:30 p.m. – Swimming Timed Finals

MEET PERSONNEL

On-Site CoordinatorTodd Sobrilsky, Waukesha South H.S.

AnnouncerAndy Schaser, Cambridge (IL)

Colorado Beep SystemJamie Hill (Division 2)
Peggy Butt (Division 1)

Computer ScoringChad Knutson, Brookfield

Head TimerMatt Gardner (Division 2)
Monica Hubbell (Division 1)

Athletic TrainersChildren’s Wisconsin Sports Medicine Team

MEET COMMITTEE

WIAATom Shafranski

RefereeThomas Miller III, Menomonie

Division 1Mike Rose, Brookfield East

Division 2Cassandra Marie Rodriguez, Shorewood



Meet Manager
Tom Shafranski



On-Site Coordinator
Todd Sobrilsky
Waukesha

Results available on WIAA website
www.wiaawi.org



@wiaawi
@wiaawistate
#wiaawiswimdive

The WIAA requires good sportsmanship at education-based sporting events.

Attendance at interscholastic activities is a privilege with the expectation to exhibit positive and respectful behavior. For the enjoyment and respect of all in attendance, your cooperation in demonstrating the high ideals of sportsmanship is expected and greatly appreciated.

Welcome to the 2020 Girls Swimming & Diving Culminating Event



Friends,

2020 has been a challenging year for all of us. It has been particularly challenging to our member schools and the students they serve. The fact that we are enjoying this culminating event in the 2020 girls swimming & diving sport season is a tribute to the school leaders, athletic directors and coaches who have "willed" this to happen.

This event also serves as a tribute to the dedication, determination and resolve of the young people competing here today; as well as to all the high school athletes who have confronted the disappointments and frustrations of all that has engulfed them in recent months and have risen above every obstacle and adversity.

Lastly, we must recognize and thank all the parents and fans who have "masked-up", observed distancing and mitigating protocols in order to give kids, schools and coaches this chance to get back together, to compete in the sports and activities they love and have missed.

Thank you to all who have contributed in both great and small ways, because it has taken all of us to bounce back this far.

We have a way to go yet. But with your help and all of us continuing to work together, there can be hope!

Sincerely,

David J. Anderson
Executive Director



WIAA Provides Opportunities; Structure . . .

The Wisconsin Interscholastic Athletic Association (WIAA) is a voluntary, unincorporated, and nonprofit organization. The Association membership has a diversified membership of public high schools, nonpublic high schools, public middle schools, and nonpublic middle schools. Its purpose is to organize, develop, direct and provide interscholastic athletics for member schools.

There are 514 senior high schools affiliated with the WIAA. The estimated number of student-athletes in athletics is 80,000-85,000 annually.

Governance of the WIAA is performed by the member schools. Rules and policies of the Association are developed, promulgated and implemented by the membership either through membership vote for constitutional issues or through a membership-elected committee structure for sport seasons regulations. Therefore, ownership of the membership's rules and regulations, as well as the responsibility of compliance with them, lies with each member school.

The Development of Rules . . .

As fans watch the games during the tournament, some wonder how the rules of the game and of the WIAA were created.

- ◆ The National Federation of State High School Associations is the authority of the competition rules for sport contests (i.e. uniforms, length of contest, game rules). As a member of the NFHS, the WIAA adheres to those rules as a member in good standing. The WIAA, as well as all state associations in the NFHS, has input with an advisory role in the review and promulgation of the playing rules. The NFHS office is located in Indianapolis, Indiana.
- ◆ For changes to the membership's Constitution, Bylaws and Rules of Eligibility, a vote of the entire membership is required at the Annual Meeting each spring. The Constitution contains information relating to the Association as an organization. The Bylaws encompass information relating to member high schools' responsibility concerning WIAA rules and regulations. The Rules of Eligibility embody information relating to the relationship of the student-athlete to the high school and the WIAA.
- ◆ The Board of Control has the ultimate authority in determining the outcome of sport seasons rule recommendations and regulations. Changes to the sport seasons regulations are advanced through the democratic committee structure. Among the advisory groups that provide input to the Board are the coaches advisory committees for each sport; the sports advisory committee, comprised of school athletic directors from each of the seven districts; the Advisory Council, consisting of school administrators from each elector district; and the executive staff. Other groups with advisory responsibilities include the Medical Advisory Committee, Sportsmanship Committee and the Officials Advisory Committee. The Season Regulations address, among other topics, definition of the sports seasons, participation, contest control and tournament procedures.



Currently, the Association sponsors 24 sports including baseball, basketball, cross country, 8-player, 11-player football, golf, hockey, soccer, swimming & diving, tennis, track & field, volleyball and wrestling for boys; and basketball, cross country, golf, gymnastics, hockey, soccer, softball, swimming & diving, tennis, track & field and volleyball for girls.



Board of Control



Eric Russell
Baldwin-Woodville
President



Mike Beighley
Whitehall



Willy Chambers
Black Hawk



Phil Ertl
Wauwatosa



Mike Humke
Dodgeville



Karl Morrin
Menominee Indian



Bernie Nikolay
Cambridge



Paul Pedersen
Regis



Dave Steavpack
Manitowoc Lincoln



Jennifer Vogler
Sturgeon Bay



Scott Winch
Stratford

Executive Office



Dave Anderson
Executive Director



Wade Labecki
Deputy Director



Tom Shafranski
Assistant Director



Stephanie Hauser
Assistant Director



Kate Peterson Abiad
Assistant Director



Todd Clark
Communications Director

Advisory Council



Jim Brewer
Clinton



Eric Coleman
Milwaukee Public Schools



Greg Doverspike
Durand-Arkansaw



Michael Endreas
Spencer



Scott Fritz
Howards Grove



Cari Guden
Edgar



Matt Hendrickson
Madison Memorial



Cory Hinkel
Luck



Ted Knutson
Aquinus



Cory Kulig
Eleva-Strum



Kyle Luedtke
Sevastopol



Chris Nelson
Iola-Scandinavia



Craig Olson
Hayward



Dan Retzki
Green Bay Preble



Roger Rindo
Oconomowoc



Brian Schlei
Waukesha North



Terrance Slack
Wisconsin Dells



Chris VanderHeyden
Menasha



2020 State Preview

INDIVIDUAL NOTES-DIVISION 1: Four individual events and one relay feature their 2019 champion returning to defend titles. Among the returning champions is senior Reilly Tiltmann of Brookfield East. She seeks her third straight title in the 100-yard backstroke after placing fourth as a freshman in 2017. Tiltmann enters competition this week with the fastest qualifying time at sectionals at 53.72. She also has the fastest qualifying time in the 200 freestyle at 1:48.64, an event she should challenge defending champion Abby Carlson, a senior from Waukesha South/ Mukwonago for the title. Carlson has the second-fastest qualifying time in the event at 1:49.79. Senior Sydney Stoll of Arrowhead may also contend for the 200 freestyle title after placing third last year and coming in with the third-fastest seed time at 1:51.89. Stoll's most noteworthy event up to this point has been the 500 freestyle. She returns as the defending champion after placing fourth in 2018. Stoll enters competition with the second-fastest qualifying time of 5:00.14, behind only Carlson, who has the best time at 4:55.27 after finishing runner-up in the event the past two seasons. The event is cluttered with a plethora of other swimmers possessing State Meet experience with six of the last year's top 10 returning. Sophomore Lucy Thomas of Brookfield East was the State's top breaststroker last season, earning the title in the 100 breaststroke as a freshman. She returns to State this season with the second-fastest qualifying time of 1:03.21. Sophomore Victoria Brostowitz of Waukesha West/Catholic Memorial is the quickest qualifier in the event with a sectional time of 1:02.43. Senior Brigid Gwidt of Cedarburg is four seconds off Brostowitz's pace, but she brings a wealth of State experience in the event. The four-time qualifier placed third the last two seasons and seventh in 2017. Junior Abby Wanezek of Brookfield East is the top returning swimmer in the 50 freestyle. She finished runner-up last season and has qualified for the event this year with the fastest qualifying time of 23.18. Wanezek is also the fastest qualifier in the 100 freestyle with a time of 50.50 after a sixth-place finish in 2018. She is expected to contend for the title in a field of qualifiers that feature four of last season's top eight finishers, including sophomore Kate Larsen of Muskego, who was fourth; senior Sabina Mrzyglod of Germantown, who was fifth; and sophomore Francesca Smith of Arrowhead, who was eighth.

Sophomore Campbell Stoll of Arrowhead has the distinction of being the top returning competitor in the 200 individual medley, as well as having the event's top seed time at 2:03.12. She was runner-up last year. Among the challengers for the crown are Tiltmann, who was fourth in 2019; Gwidt, who was fifth last season and 10th in 2018; and Thomas, who has the second-swiftest qualifying time at 2:05.04. Stoll may also be considered the favorite to win the 100 butterfly as the event's fastest qualifier with a time of 55.15. Senior Erin Szczupakiewitz of Muskego is the top returner in the event from last season, finishing fifth after a sixth-place finish in 2018. Junior Sydney Nelson of Arrowhead will again compete for the one-meter diving title after a runner-up finish last season and a top-10 finish in 2018. She enters the event with the second-best sectional qualifying score of 443.75. Junior Kathryn Kleczka of Divine Savior Holy Angels is the top qualifier with a sectional score of 451.05 after placing seventh last year. The Brookfield East 200 individual medley relay is the lone relay seeking a second straight championship. They have the title in their sights this week with a qualifying time of 1:41.53, which is significantly faster than any other qualifying relay team in the field. Arrowhead is the fastest qualifying team in the 200 freestyle relay with a time of 1:36.51 after placing third a year ago, and Brookfield East possesses the fastest 400 freestyle relay qualifying time at 3:25.71 after a runner-up finish last season.

INDIVIDUAL NOTES-DIVISION 2: Four individual events feature last year's returning champions. Senior Ella Houwers of Whitewater is the two-time returning champion in the 100 breaststroke, which followed a runner-up finish in 2017. She is considered the clear favorite to win the event again this season based on her sectional qualifying performance of 1:06.87, which ranks best among qualifiers. Junior Malia Francis of Rhinelander is the returning champion in two events, both of which she possesses the top qualifying time. Her time of 55.87 in the 100 backstroke makes her the favorite to retain the title in the event. Seniors Erin Bergman of Medford and Emma Clifford of Wausau East also return to the 100 backstroke after finishing sixth and eighth last season, respectively. Francis posted a time of 56.58 in the 100 butterfly, which is two seconds faster than Clifford's

time, the next fastest qualifier after she placed seventh in the event last season and fifth in 2018. Senior Bella Smith of Whitnall is the defending champion in the diving competition. She enters the State Meet with the best qualifying score of 495.55. The four-time qualifier also finished runner-up in 2018 and was fourth in 2017. Smith's teammate, junior Kamyla Held, may challenge for the title after finishing second last year and fourth in 2018. Two others that placed in the top eight last year return to the event, including senior Sophia Scolman of Grafton, who has been fifth the past two seasons, and sophomore Maranda Uttke of Grafton, who was sixth in 2019. Houwers is also the top returner in the 200 individual medley after finishing runner-up last year and third in 2018. Junior Amie Barrow of Shorewood swam to the swiftest time in the individual medley at sectionals with a time of 2:10.00, which is less than a second better than junior Rachel Lenz of Whitnall. Junior Faith Forsberg of Rice Lake is both the top returning qualifier and the fastest qualifier in the 50 freestyle. She enters the meet with a seed time of 24.36 after placing fifth last year and ninth in 2018. Senior Maija Carriveau of Marinette/Peshigo should also contend for the title after placing seventh a year ago. Freshman Abi Winnicki of Rhinelander has the fastest qualifying time in the 100 freestyle at 53.43 in an event relatively free of State Meet experience. Junior Jocelyn Zgola of Greendale turned in the best sectional time in the 200 freestyle at 1:53.65 after she placed seventh a year ago and fourth in 2018. Junior Amelia Kuennen of Shorewood also figures to be in the mix for the title after placing fifth last year. The 500 freestyle features a number of returning competitors. Sophomore Casey Stephens of Whitefish Bay has the best qualifying time of 5:07.52 after a sixth-place finish last season. Zgola finished runner-up in 2019, and she possesses the second-fastest seed time, which is more than six seconds behind Stephens. Senior Makenna Winnicki of Rhinelander is also back after placing fourth last year and seventh in 2018. Shorewood's 200 medley relay was clocked as the fastest qualifying time from sectionals at 1:49.66, and the Rhinelander 200 freestyle relay has posted the best seed time with a time of 1:39.43 after placing eighth in 2019. Greendale recorded a time of 3:40.70 at sectionals, which is the fastest time in the 400 freestyle relay field this year after finishing third last season.



ANDERSON O'BRIEN
BERTZ, SKRENES & GOLLA, LLP ATTORNEYS SINCE 1886



- Accident & Personal Injury
- Banking & Commercial Law
- Business & Corporate Law
- Divorce & Family Law
- Elder Law & Guardianships
- Employment & Labor Law

- Litigation & Dispute Resolution
- Probate & Trust Settlements
- Real Estate
- Tax Planning
- Wills, Trusts, & Estate Planning
- Workers' Compensation

715-344-0890 | andlaw.com
1257 Main Street, Stevens Point, WI 54481

Online APPAREL STORE at

madacustom.com!





STORE CLOSING
SUN., NOV. 22nd

<https://wiaastateswimanddive20.itemorder.com/sale>



Girls Swimming & Diving History

The WIAA began sponsoring a tournament program in girls swimming in 1970. Madison Memorial won the first team championship with Menomonee Falls North finishing runner-up.

The first two State Meets were held at Beloit before it moved to Whitefish Bay from 1972-1975. It was held in Madison in 1976 and Whitewater in 1977. The championships have been held at the University of Wisconsin Natatorium in Madison since 1978, with the exception of the meet held at Waukesha South High School in 2020.

Girls swimming and diving was conducted in a single division until 1992 when a two-division format was adopted.

Germantown won the first Division 2 team championship held at the UW Natatorium with Rhinelander placing runner-up, while Madison West won the Division 1 title in the first year of the two division format.

Either Madison Memorial or Madison West won all the championships through 1983. West has won the most State titles with 15, and Madison Memorial is right behind with 14. Next in line is Arrowhead with 11 and then Shorewood with seven.

Arrowhead won five consecutive team championships from 2002-2006 as did Edgewood, winning the Division 2 titles from 2015-19. Other schools that have won four

consecutive championships include Madison West, which accomplished the feat three times (1980-83, 1989-92 and 1995-98); Shorewood, which won four consecutive Division 2 championships from 1994-97.

Seventeen individuals have won four State championships in the same individual event during their careers with Connie Wright of Waukesha North accomplishing the feat in both the 100 butterfly and 100 backstroke (1978-81). The others are Kathy Treible of Brookfield Central in the 200-yard individual medley (1976-79), Gina Ketelhohn of Brown Deer in diving (1992-95), Terri Jashinsky of Menomonee Falls/Hamilton in the 100 butterfly (1992-95), Cortnee Adams of Appleton North in the 50 freestyle (1995-98), Sarah Wanezak of Brookfield East in the 100 backstroke (1997-00), Jane Evans of Madison Memorial in the 200 I.M. (1998-01), Andrea Boritzke of

Arrowhead in the 200 I.M. (2002-05), Jenna Lennertz of Greendale in the 100 butterfly (2004-07), Kelly Winckler of DeForest in the 200 freestyle (2004-07), Kylie Rosenstock of Madison West in diving (2006-09), Aja Van Hout of Madison East in the 200 I.M. (2007-10), Beata Nelson of Verona/Mount Horeb in the 100 backstroke (2012-15), Ginger Lingard of Edgewood in diving (2013-16), Autumn Haebig of Grafton in the 500 freestyle (2013-16), and Av Osero of Neenah in diving (2016-19).

Bortizke has won the most titles by an individual with 16. Autumn Haebig of Grafton, Maggie Zblewski of Arrowhead and Michelle Jespersion of Madison West are next with 14. Aja Van Hout of Madison East swam to 13 titles. Jamie Belfor of Shorewood, Jane Evans of Madison Memorial, Kyslie Grimes of Arrowhead and Nelson each won 12 titles during their careers. Autumn Haebig of Grafton has compiled 11 titles, and Wright, Lauren Breunig of Sauk Prairie, Kelly Winckler of DeForest and Bridgette Alexander of Milton completed their careers with 10 championship titles.

Madison West has won the most event championships with 83; Madison Memorial and Arrowhead are tied for second with 81 events; Shorewood is next with 43; followed by Edgewood with 42.



2019 State Champions



BROOKFIELD EAST – GIRLS SWIMMING & DIVING CHAMPIONS (DIVISION 1) – 2019-2020

From left to right, front row, Reese Tiltmann, Kamryn Dembny, Lucy Thomas; second row, Reilly Tiltmann, Callie Gregg, Abby Wanezek, Lexi Penney.



EDGEWOOD SACRED HEART – GIRLS SWIMMING & DIVING CHAMPIONS (DIVISION 2) – 2019-2020

From left to right, front row, Alex McClure, Claire Rothering, Sam Vega, Izzy Enz, Sarah Johnstone, Ali Helland, Yutong Liu; second row, Hope Haefer, Sophie Reed, Tatum Torgerson, Phoebe McIntosh, Audrey Masciopinto, Brynn Stacey; third row, Coach Emily Schwabe, Abby Reid, Diana Walker, Maeve O'Driscoll, Anna teDuits, Claire Sweeney, Coach Sydney Lofquist.



Diving Information

| | |
|----------------------|-----------|
| Excellent | 10 |
| Very Good | 8.5 – 9.5 |
| Good | 7 – 8 |
| Satisfactory | 5 – 6.5 |
| Deficient | 2.5 – 4.5 |
| Unsatisfactory | .5 – 2 |
| Failed | 0 |

- Dual confirmation of a failed dive required during the WIAA tournament series (sectional and state).
- In championship meets, diving referee may consult with a designated member of judging panel concerning a possible failed dive.
- Announcer shall announce (and judges should also display) the award given the dive.
- The Meet Referee has the authority to replace a diving judge with an alternate judge at the sectional meet.

JUDGES' PENALTIES

DEDUCT 1/2 TO 2 POINTS:

- Not stopping the oscillation of the board just before or after the starting position is assumed.
- Excessive oscillation (more than four times)
- A foot or the feet leaving board prior to a back/inward takeoff
- Spreading knees in the tuck position
- Not holding straight position on flying somersaults until body is horizontal to surface of water
- Entering to the side of board
- Twisting manifestly from board

DEFICIENT DIVE (MAXIMUM AWARD 4.5 POINTS):

- Partially alters position of dive during flight

- Enters water with one or both hands above the shoulders on a dive requiring a feet-first entry
- Enters water with one or both hands below the shoulders on a dive requiring a head-first entry

REFEREE'S PENALTIES

UNSATISFACTORY DIVE (MAXIMUM AWARD 2 POINTS):

- Dive clearly done in position other than described on scoresheet
- Hits the diving board
- Diver does not attempt to come out from tucked position
- Diver does not attempt to come out of the twist
- Does not hold the straight position until horizontal to the water on any flying one somersault dive
- Does not hold the straight position until perpendicular to the water on any flying 1-1/2 somersault dive

DEDUCTS 2 POINTS FROM EACH JUDGES AWARD FOR:

- Violation of the forward approach
- Balk

Note: If a diver attempts to change a voluntary dive so that the true DD for the five voluntary dives exceeds 9.0, the change can not be made.

DIVE IS FAILED IF DIVER:

- Executes a dive other than that given on the diving scoresheet.
- Does not assume a starting position.
- Diver falls into the water.
- Diver is assisted by another person.
- Does not execute the pike before the twist when dives Nos. 5111(B), and 5411 (B) are to be done in the pike position.
- Feet touch water first on head-first entry.

- Head/hands touch water first on feet- first entry.
- Twists shoulders 90° more or less than indicated on the diving scoresheet when the diver's feet/hands contact the water.
- Twists the shoulders past 90 degrees before the feet leave the board.
- Repeats a dive.
- Steps off board after assuming the starting position.
- Uses standing forward position on a forward dive.
- Official description of dive (No. & Pos.) not recorded on scoresheet.
- Commits two balks.
- In dual meets, the voluntary dive is not performed first.
- Championship meet voluntary/optional dives not performed as specified.
- Performs dive not listed on the diving table.
- In the referee's opinion, performs additional bounce(s) on the end of the board after the cluminating hurdle.

DIVER IS DISQUALIFIED IF:

- Diver does not make a sincere attempt to perform the dive.
- When dives listed on the scoresheet are obviously too difficult for the diver.
- Diver unnecessarily delays in the performance of a dive.
- Fails to submit completed sheet at the proper time and place.
- For unsportsmanlike conduct.
- For not completing all rounds of dives.
- Diver enters water without permission of diving referee.
- Diver fails two dives for any reason.

AREAS OF CONSIDERATION

The areas of consideration in awarding points are the starting position, approach, takeoff, flight and positions, and entry into the water.



Award of Excellence

RECIPIENTS

2019-20




| | | |
|---|--|--|
| <p>Appleton North Baldwin-Woodville Baraboo Brookwood Clintonville Crivitz Divine Savior Holy Angels Fort Atkinson Franklin Hilbert Hortonville Johnson Creek Kenosha Christian Life Kenosha St. Joseph Catholic Kenosha Tremper Kimberly Lake Mills</p> | <p>Luther Marshfield Mayville Merrill Monroe New Berlin Eisenhower New Berlin West Northland Pines Oak Creek Onalaska Oregon Pewaukee</p> | <p>Pius XI Catholic Racine Horlick Racine Lutheran Racine St. Catherine's Saint Croix Central Sauk Prairie Sheboygan Falls Stoughton The Prairie School University School of Milwaukee Watertown Waukesha West Wausau West West Bend East Winter Wisconsin Dells Wisconsin Lutheran</p> |
|---|--|--|

• *Leadership* • *Sportsmanship* • *Ethics* • *Integrity* •



Meet Personnel



Bruce Barbee
Hartland



Scott Hertting
Appleton



Thomas Miller, III
Menomonie



Steve Surprenant
Oregon



Susan Wagner
Brookfield

Deck Stewards

Friday

John Lanham, Muskego
Mike Mellock, Greendale
John Miller, South Milwaukee
Stewart Oliver, Elm Grove

Saturday

Frank Carini, Cedarburg
John Lanham, Muskego
Julie Nickerson, Thiensville
Stewart Oliver, Elm Grove

Timers

Friday

Ella Antoniewski
Caden Ayala
MaKenzie Choinski
Francie Cory
Keira Gardner
MaKenna Gardner
Jasmine Hill
Clark Knuth
Sam Lanham
Heather Plewa
Ted Plewa
Gavin Schultz
Ally Tripp
Cate Zantiny
Ryan Zylstra

Saturday

Audrey Banske
Abbi Bartosz
Andrew Benson
Natalie Dreger
Izzy Enz
Jona Lee Feller
Adam Fisher
MaKenna Gardner
Kennedy Gonzalez
Grace Hansen
Olivia Hauboldt
Kayla James
Sam Lanham
Grace Mayes
Ted Plewa
Amanda Richards
Gavin Schultz
Brynn Stacey

DIVISION 2

Swimming & Diving Officials

Referee – Thomas Miller, III, Menomonie
Diving Referee – Scott Hertting, Appleton
Starter – Bruce Barbee, Hartland
Stroke Judge – Scott Hertting, Appleton
Turn Judge – Steve Surprenant, Oregon
Turn Judge – Susan Wagner, Brookfield

Diving Judges

Dennis Hubert, Grafton; Cedarburg; Port Washington
Erin Liljedahl, Menomonie
Alex Sorce, New Berlin Eisenhower
Greg Heberlein, Plymouth
Theresa L'Esperance, Tomahawk
Herman Acevedo, Whitefish Bay; Brown Deer/Univ. Sch. of Milw.
Cheryl Weber, Whitnall

Alternate Diving Judges

Roger Murphy, Kohler Co-op

DIVISION 1

Swimming & Diving Officials

Referee – Thomas Miller, III, Menomonie
Diving Referee – Scott Hertting, Appleton
Starter – Susan Wagner, Brookfield
Stroke Judge – Scott Hertting, Appleton
Turn Judge – Bruce Barbee, Hartland
Turn Judge – Steve Surprenant, Oregon

Diving Judges

Herman Acevedo, Divine Savior Holy Angels
Mary Woodson, Arrowhead; Germantown
Terry Carr, Homestead
Afton Voigt, Hudson
Keegan McCarragher, Muskego
Kim Anderson, River Falls
Sandy Sikich, West Allis Central/Nathan Hale

Alternate Diving Judges

Janine Paskiewicz, Kenosha Indian Trail
Carol Rose, Brookfield Central; East

2021 WIAA
State Girls Swimming & Diving
Tournament
November 12-13, 2021



State Meet Qualifying Procedures

Girls participating in the State Meet qualified by virtue of performances in sectional competition at ten sites around the state last weekend.

In Division 1, sectionals were held at Germantown, Hudson, Muskego and Waukesha South/Mukwonago.

Division 2 sectionals took place at Clintonville, Medford, New Berlin Eisenhower, Plymouth, Rhinelander, Whitefish Bay and Whitewater.

There were 81 teams represented in sectional competition.

From sectionals, each swimming event winner advances to the State Meet along with the next 12 (Division 1) and 12 (Division 2) fastest individuals and relay teams (not including sectional winners) from all sectionals.

In diving, each sectional champion goes on to the State Meet along with the next 12 (Division 1) and 12 (Division 2) best individuals (not including sectional winners) from all sectionals.



National Recognition

These are the Wisconsin girls who received recognition from the National Interscholastic Swimming Coaches Association and the National Federation of State High School Associations for 2019-20.

All-America

- 200 Yard Medley Relay** – Brookfield East (Abby Wanezek, Lucy Thomas, Reilly Tiltmann, Callie Gregg) 1:42.54 and Cedarburg (Ariana Meyer, Sophia Remington, Brigid Gwidt, Maya Novack) 1:45.00
- 200 Yard Freestyle Relay** – Waukesha South (Taylor Short, Kendall Gonzalez, Abby Carlson, Ashley George) 1:36.50
- 400 Yard Freestyle Relay** – Brookfield East (Reilly Tiltmann, Kamryn Dembny, Reese Tiltmann, Abby Wanezek) 3:26.66; Muskego (Erin Szczupakiewicz, Kate Larsen, Abbie Bangs, Grace Mayes) 3:29.81 and Madison Memorial (Kiara Bissen, Jackie House, Carly McKeon, Ella DeFever) 3:30.16
- 50 Yard Freestyle** – Abby Wanezek, Brookfield East :23.11
- 100 Yard Freestyle** – Reilly Tiltmann, Brookfield East :50.38
- 200 Yard Freestyle** – Abby Carlson, Waukesha South 1:49.21
- 500 Yard Freestyle** – Abby Carlson, Waukesha South 4:54.90
- 100 Yard Butterfly** – Reilly Tiltmann, Brookfield East :54.28
- 100 Yard Backstroke** – Reilly Tiltmann, Brookfield East :52.88 and Abby Wanezek, Brookfield East :54.46
- 100 Yard Breaststroke** – Lucy Thomas, Brookfield East 1:02.33 and Ella Stein, Hudson 1:03.42
- Diving** – Av Osero, Neenah

Academic All-America

- Rylee Banaszak, Madison Memorial
- Bridget Berens, Brookfield East
- Megan Boucher, Madison Memorial
- Madeline Champeny-Johns, Beloit Memorial
- Abigail Champeny-Johns, Beloit Memorial
- Elise Chester, Madison Memorial
- Ella Chorlton, Verona Area/Mount Horeb
- Erin Coonen, Waukesha North
- Ella DeFever, Madison Memorial
- Clare Freitag, Brookfield East
- Maya Frodl, Racine Case
- Abby Hopfensperger, Appleton West
- Elena Igic, Madison West
- Stephanie Kishter, Madison Memorial
- Taylor Knaus, Racine Case
- Emily Landwehr, McFarland
- Genevieve Martinez, Madison West
- Zosia Martinka, McFarland
- Josephine McCartney, Verona Area/Mount Horeb
- Carly McKeon, Madison Memorial
- Alexandra Penney, Brookfield East
- Megan Petras, West Bend West
- Lucca Pulvermacher, Madison West
- Mackenzie Reischl, Racine Horlick
- Rachel Runzheimer, Madison West
- Allison Schmidt, Brookfield East
- Sophia Schmitz, Madison Memorial
- Nettie Schoville, Beloit Memorial
- Cleo Seidl, Verona Area/Mount Horeb
- Samantha Sheridan, Madison Memorial
- Ella Stein, Hudson
- Natalie Tosto, Madison Memorial
- Joy Vandenberg, Appleton North
- Julie Vander Ark, Madison West

2020 All-America Standards

The National Federation office, in conjunction with the National Interscholastic Swimming Coaches Association, compiles a list of outstanding swimming records on an annual basis. These are the cutoffs for automatic All-America standing or consideration for such status in girls swimming.

| Event | Girls Standards | |
|-----------------------|-----------------|---------------|
| | All America | Consideration |
| 200 Medley Relay | 1:44.21 | 1:46.21 |
| 200 Freestyle | 1:48.74 | 1:50.57 |
| 200 Individual Medley | 2:01.51 | 2:03.64 |
| 50 Freestyle | :23.20 | :23.54 |
| 100 Butterfly | :54.42 | :55.49 |
| 100 Freestyle | :50.19 | :51.05 |
| 500 Freestyle | 4:52.18 | 4:56.85 |
| 200 Freestyle Relay | 1:35.36 | 1:36.94 |
| 100 Backstroke | :54.80 | :55.92 |
| 100 Breaststroke | 1:02.58 | 1:03.80 |
| 400 Freestyle Relay | 3:27.65 | 3:31.02 |

All-America Team Scholar Award

- Gold Team** – Brookfield East 3.950, Beloit Memorial 3.872, Hudson 3.840, Racine Case 3.822, Madison Memorial 3.814, Madison West 3.808 and Delavan-Darien 3.791
- Silver Team** – Verona Area/Mount Horeb 3.728

WIAA Swimming & Diving Coaches Advisory Committee

- Jamie Schnurer, Appleton North
- Chris Lemke, Baraboo
- Dennis Hubert, Cedarburg & Grafton
- Cassie Rodriguez, Shorewood
- Kyle Bedalov, Waukesha North/Kettle Moraine (Coaches Association Representative)



State Champions

| Year | Schools | Champion (Coach) | Runner-up (Coach) |
|------|---------|---|--|
| 1970 | 45 | Madison Memorial (Beth Emshoff) – 128 | Menomonee Falls North (Jean Oettinger) – 121 1/2 |
| 1971 | 78 | Madison Memorial (Beth Emshoff) – 127 1/2 | Menomonee Falls North (Jean Oettinger) – 116 |
| 1972 | 75 | Madison Memorial (Beth Emshoff) – 174 | Madison East (Mary Richter) – 118 |
| 1973 | 82 | Madison West (Jean Carl) – 188 | Madison Memorial (Beth Emshoff) – 167 |
| 1974 | 89 | Madison Memorial (Beth Emshoff) – 230 | Madison West (Jean Carl) – 179 |
| 1975 | 95 | Madison Memorial (Beth Emshoff) – 234 | Madison West (Tom Hargraves) – 168 |
| 1976 | 97 | Madison Memorial (Diane Holum) – 215 | Brookfield Central (Debbie Christman) – 132 |
| 1977 | 102 | Madison West (Tom Hargraves) – 185 | Madison Memorial (Beth Emshoff) – 154 |
| 1978 | 107 | Madison Memorial (Beth Emshoff) – 176 | Madison West (Tom Hargraves) – 153 |
| 1979 | 110 | Madison Memorial (Beth Emshoff) – 210 | Brookfield Central (Kathy Druce) – 114 |
| 1980 | 111 | Madison West (Brad Horner) – 175 | Madison Memorial (Todd Sievert) – 165 |
| 1981 | 110 | Madison West (Brad Horner) – 210 | Madison Memorial (Sue Solie) – 142 |
| 1982 | 111 | Madison West (Brad Horner) – 284 | Madison Memorial (Steve Roush) – 215 |
| 1983 | 109 | Madison West (Tom Hargraves) – 248 | Homestead (Joe Schweitz) – 205 |
| 1984 | 109 | Homestead (Joe Schweitz) – 270 | Brookfield East (Michael Takerian) – 177 |
| 1985 | 111 | Homestead (Joe Schweitz) – 191 | Madison West (Tom Hargraves) – 141 |
| 1986 | 110 | Madison West (Tom Hargraves) – 243 | Arrowhead (Ann White) – 142 |
| 1987 | 110 | Arrowhead (Ann White) – 206 | Madison Memorial (Debbie Polster) – 198 |
| 1988 | 110 | Madison Memorial (Tim Ritchie) – 277 | Madison West (Tom Hargraves) – 212 1/2 |
| 1989 | 108 | Madison West (Tom Hargraves) – 380 | Madison Memorial (Tim Ritchie) – 196 |
| 1990 | 108 | Madison West (Tom Hargraves) – 394 | Madison Memorial (Tim Ritchie) – 281 |
| 1991 | 108 | Madison West (Tom Hargraves) – 395 | Arrowhead (Ken De Boer) – 266 |
| 1992 | 109 | 1 – Madison West (Tom Hargraves) – 361 2 – Germantown (Dick Zache) – 288 | Madison Memorial (Tim Ritchie) – 287 Rhinelander (Dan Jesse) – 234 |
| 1993 | 112 | 1 – Madison Memorial (Tim Ritchie) – 325.50 2 – Germantown (Dick Zache) – 260 | Arrowhead (Ken DeBoer) – 311 Rhinelander (Dan Jesse) – 221 |
| 1994 | 116 | 1 – Madison Memorial (Tim Ritchie) – 310.50 2 – Shorewood (David Westfahl) – 232 | Madison West (Jean Rapraeger) – 301.50 Rhinelander (Eric Matz) – 199 |
| 1995 | 120 # | 1 – Madison West (Jean Rapraeger) – 329 2 – Shorewood (David Westfahl) – 266 | Madison Memorial (Tim Ritchie) – 309 Germantown (Dick Zache) – 196 |
| 1996 | 121 * | 1 – Madison West (Jean Rapraeger) – 293.50 2 – Shorewood (David Westfahl) – 324 | Madison Memorial (Jim Kesslering) – 254 Brookfield Central (Robert Dixon) – 195 |
| 1997 | 126 c | 1 – Madison West (Jean Rapraeger) – 330 2 – Shorewood (David Westfahl) – 270.50 | Madison Memorial (Jim Kesslering) – 297 Brookfield East (Mike Rose) – 208 |
| 1998 | 129 c | 1 – Madison West (Jean Rapraeger) – 294 2 – Verona Area (Paul Yetter & Jacob Schultz) – 257 | Madison Memorial (Jim Kesslering) – 279 Whitnall (Dale Schrank) – 249 |
| 1999 | 135 ^ | 1 – Madison Memorial (Jim Kesslering) – 313 2 – Whitnall (Dale Schrank) – 247.50 | Arrowhead (Bob Jenkyns) – 242.5 DeForest (Paul Fugere) – 209 |
| 2000 | 134 | 1 – Madison Memorial (Jason Verhelst) – 320.50 2 – Whitnall (Dale Schrank) – 251 | Arrowhead (Bob Jenkyns) – 236 Madison Edgewood (Scott Koziar) – 209 |
| 2001 | 133 | 1 – Madison Memorial (Jason Verhelst) – 295 2 – Shorewood (Robby McCabe) – 194 | Madison West (Chris Carbon) – 267.50 Whitnall (Dale Schrank) – 183 |
| 2002 | 133 | 1 – Arrowhead (Bob Jenkyns) – 346 2 – Sauk Prairie (Kyle Rausch) – 233.50 | Madison West (Jean Rapraeger) – 255 Shorewood (Robby McCabe) – 187 |
| 2003 | 136 | 1 – Arrowhead (Bob Jenkyns) – 404 2 – Shorewood (Robby McCabe) – 192 | Green Bay East/Preble (Teri De Grand) – 221 Grafton (Steve Schiessl) – 189 |
| 2004 | 135 | 1 – Arrowhead (Bob Jenkyns) – 358 2 – Grafton (Steve Schiessl) – 232 | Middleton (Nate Pofahl) – 263.50 Catholic Memorial (Terri Garvey) – 191 |
| 2005 | 136 | 1 – Arrowhead (Bob Jenkyns) – 407 2 – Grafton (Steve Schiessl) – 259 | Middleton (Nate Pofahl) – 184 DeForest (Joe Parker) – 186 |
| 2006 | 137 | 1 – Arrowhead (Bob Jenkyns) – 299 2 – DeForest (Joe Parker) – 176 | Middleton (Scott Schweickhardt) – 258.5 Whitefish Bay (Jim Davis) – 169 |
| 2007 | 137 | 1 – Madison East (Matt Matteson) – 233 2 – DeForest (Sue Winckler) – 196 | Madison Memorial (Jason Verhelst) – 229.5 Whitefish Bay (Jim Davis) – 165 |
| 2008 | 139 | 1 – Arrowhead (Jennifer Leider) – 256 2 – DeForest (Sue Winckler) – 236.5 | Madison East (Matt Matteson) – 240 Grafton (Adam Burgos) – 180 |
| 2009 | 140 | 1 – Arrowhead (Jennifer Leider) – 303 2 – Sturgeon Bay/Sevastopol (Mike McHugh) – 201 | Madison East (Matt Matteson) – 181 DeForest (Sue Winckler) – 186 |
| 2010 | 138 | 1 – Arrowhead (Jennifer Leider) – 260 2 – Milton (Kristin Lehman) – 238 | Waukesha South/Mukwonago (Blaine Carlson) – 204.5 Sturgeon Bay/Sevastopol (Mike McHugh) – 184 |
| 2011 | 137 | 1 – Waukesha South/Mukwonago (Blaine Carlson) – 293 2 – Milton (Jenny Quade/Tom Lieder) – 236 | Arrowhead (Jennifer Leider) – 291 Shorewood (Rob McCabe) – 193 |
| 2012 | 139 | 1 – Waukesha South/Mukwonago (Blaine Carlson) – 279 2 – Shorewood (Rob McCabe) – 255 | Arrowhead (Jennifer Pollnow) – 273 Milton (Tom Lieder) – 217 |
| 2013 | 140 | 1 – Waukesha South/Mukwonago (Blaine Carlson) – 337 2 – Grafton (John Douglass) – 286 | Arrowhead (Ruth Ann Ahnen) – 333 DeForest (Sue Winckler) – 202 |
| 2014 | 138 | 1 – Arrowhead (Ruth Ann Ahnen) – 337 2 – Grafton (John Douglass) – 290 | Cedarburg (Amit Kaul) – 224 Edgewood of the Sacred Heart (Emily Schwabe) – 254 |
| 2015 | 138 | 1 – Arrowhead (Ruth Ann Ahnen) – 301 2 – Edgewood of the Sacred Heart (Emily Schwabe) – 277.5 | Middleton (Lauren Cabalka) – 211 McFarland (Nick Weiss) – 220 |
| 2016 | 138 | 1 – Middleton (Lauren Cabalka) – 265 2 – Edgewood of the Sacred Heart (Emily Schwabe) – 337 | Verona Area/Mount Horeb (Bill Wuerger) – 215.5 McFarland (Nick Weiss) – 224 |
| 2017 | 138 | 1 – Middleton (Lauren Cabalka) – 313.50 2 – Edgewood of the Sacred Heart (Emily Schwabe) – 346 | Cedarburg (Amit Kaul) – 242 New Berlin Eisenhower (Alyssa Bauer) – 202 |
| 2018 | 139 | 1 – Middleton (Lauren Cabalka) – 249.50 2 – Edgewood of the Sacred Heart (Emily Schwabe) – 328.5 | Cedarburg (Amit Kaul) – 188 McFarland (Jessica Garvey) – 209 |
| 2019 | 136 | 1 – Brookfield East (Mike Rose) – 243 2 – Edgewood of the Sacred Heart (Emily Schwabe) – 290 | Arrowhead (Ruth Ann Ahnen) – 220 McFarland (Jessica Garvey) – 163.5 |

#4 WISAA Schools *5 WISAA Schools c6 WISAA Schools ^7 WISAA Schools



Event 1 – Diving

DIVISION 1



2019 CHAMPION

498.15 – Av Osero, Neenah

2019 Champion
Av Osero

| Diving Order | Name | Gr | School | Qual. Perfor. |
|--------------|--------------------|----|-----------------------------|---------------|
| 1 | Courtney Neuendorf | SO | West Allis Cen./Nathan Hale | 420.45 _____ |
| 2 | Sydney Nelson * | JR | Arrowhead | 443.75 _____ |
| 3 | Lauren VanVooren | SO | Homestead | 420.25 _____ |
| 4 | Molly Meves | SR | Brookfield Central | 395.05 _____ |
| 5 | Katie Auge | SR | Hudson | 427.85 _____ |
| 6 | Therese Missiaen * | SR | Muskego | 404.45 _____ |
| 7 | Emily Clark | SR | Chilton Co-op | 412.40 _____ |
| 8 | Katie Linn Clement | SO | Germantown | 431.55 _____ |
| 9 | Abby Keane | SR | Brookfield Central | 409.60 _____ |
| 10 | Madison Berg * | SR | River Falls | 433.65 _____ |
| 11 | Julia Moore | SR | Arrowhead | 408.10 _____ |
| 12 | Joanne Banaszak | JR | Kenosha Indian Trail | 394.75 _____ |
| 13 | Clara Newman | FR | Brookfield East | 412.40 _____ |
| 14 | Kathryn Kleczka * | JR | Divine Savior Holy Angels | 451.05 _____ |
| 15 | Maggie Pokorny | SO | Homestead | 403.10 _____ |
| 16 | Kristina Wittmann | SO | Germantown | 396.15 _____ |

DIVISION 2



2019 CHAMPION

440.60 – Bella Smith, Whitnall

2019 Champion
Bella Smith

| Diving Order | Name | Gr | School | Qual. Perfor. |
|--------------|--------------------|----|--------------------------------|---------------|
| 1 | Anneh Britz | JR | Whitefish Bay | 398.75 _____ |
| 2 | Amber Hess | FR | Kohler Co-op | 360.40 _____ |
| 3 | Karlie Woodall | SR | Tomahawk | 395.80 _____ |
| 4 | Sophia Scolman * | SR | Grafton | 464.95 _____ |
| 5 | Alyssa Radant | SR | Whitnall | 414.20 _____ |
| 6 | Claudia Herold | SO | Kohler Co-op | 381.25 _____ |
| 7 | Miranda Rautmann | SR | Plymouth | 390.95 _____ |
| 8 | Bella Smith * | SR | Whitnall | 495.55 _____ |
| 9 | Kate Stinson | FR | Rice Lake | 329.30 _____ |
| 10 | Kamyla Held | JR | Whitnall | 474.45 _____ |
| 11 | Isabella Josephs | JR | Plymouth | 400.10 _____ |
| 12 | Anna Staples | JR | Brown Deer/Univ. Sch. of Milw. | 359.30 _____ |
| 13 | Melody Greenwood * | SR | Menomonie | 415.30 _____ |
| 14 | Maranda Uttke | SO | Grafton | 448.10 _____ |
| 15 | Maddie Miracle | SO | Brown Deer/Univ. Sch. of Milw. | 368.70 _____ |
| 16 | Kate Graham | JR | Whitefish Bay | 372.90 _____ |

SEE DIVING SCORING INFORMATION ON PAGE 6

ALL-TIME STATE TOP PERFORMANCES

- 2014 576.45 Hazel Hertting, Neenah
- 2014 531.40 Cassidy Bose, Racine Case
- 2014 519.55 Katrina Voge, Franklin
- 2018 515.20 Av Osero, Neenah
- 2017 511.50 Av Osero, Neenah
- 2016 508.65 Av Osero, Neenah
- 2003 502.45 Lauren LeRoy, Oshkosh North
- 2019 498.15 Av Osero, Neenah
- 2017 494.45 McKenzie Sanchez, Racine Case
- 2018 493.45 McKenzie Sanchez, Racine Case

ALL-TIME STATE TOP PERFORMANCES

- 2014 525.45 Ginger Lingard, Edgewood of the Sacred Heart
- 2015 501.65 Ginger Lingard, Edgewood of the Sacred Heart
- 2016 498.90 Ginger Lingard, Edgewood of the Sacred Heart
- 2012 497.30 Rachel Stave, Whitnall
- 2017 481.20 Nikki Benedict, Monona Grove
- 1995 480.00 Gina Ketelhohn, Brown Deer
- 2016 479.00 Nikki Benedict, Monona Grove
- 2014 478.85 Gina Jacobson, Edgewood of the Sacred Heart
- 1994 475.10 Gina Ketelhohn, Brown Deer
- 2010 470.20 Rachel Stave, Whitnall



Event 2 – 200 Yard Medley Relay

DIVISION 1

NATIONAL RECORD

1:38.13 – Fort Collins Fossil Ridge (Bayley Stewart, Zoe Bartel, Coleen Gillilan, Kylee Alons) at Fort Collins, CO, 2018

STATE RECORD

1:42.54 – Brookfield East
(Abby Wanezek, Lucy Thomas, Reilly Tiltmann, Callie Gregg), 2019

2019 CHAMPION

1:42.54 – Brookfield East
(Abby Wanezek, Lucy Thomas, Reilly Tiltmann, Callie Gregg)

HEAT 1

| Ln | School | Qual. Time. |
|----|---------------------------|---------------|
| 1 | Chilton Co-op | 1:53.53 _____ |
| 2 | Hudson * | 1:51.77 _____ |
| 3 | Hartford Union/Slinger | 1:51.54 _____ |
| 4 | Brookfield Central | 1:50.94 _____ |
| 5 | Waukesha South/Mukwonago | 1:51.04 _____ |
| 6 | Menomonee Falls/Hamilton | 1:51.57 _____ |
| 7 | Franklin | 1:52.60 _____ |
| 8 | Divine Savior Holy Angels | 1:53.93 _____ |

HEAT 2

| Ln | School | Qual. Time. |
|----|---------------------------------|---------------|
| 1 | Burlington Co-op | 1:50.63 _____ |
| 2 | Waukesha North/Kettle Moraine | 1:48.01 _____ |
| 3 | Waukesha West/Catholic Memorial | 1:45.55 _____ |
| 4 | Brookfield East * | 1:41.53 _____ |
| 5 | Arrowhead * | 1:44.11 _____ |
| 6 | Germantown | 1:46.38 _____ |
| 7 | Muskego * | 1:48.23 _____ |
| 8 | Cedarburg | 1:50.85 _____ |

ALL-TIME STATE TOP PERFORMANCES

| | | | |
|-----|------|---------|-------------------------|
| 1. | 2019 | 1:42.54 | Brookfield East |
| 2. | 2005 | 1:42.71 | Arrowhead |
| 3. | 2017 | 1:42.92 | Middleton |
| 4. | 2004 | 1:43.16 | Arrowhead |
| 5. | 2018 | 1:43.34 | Verona Area/Mount Horeb |
| 6. | 2016 | 1:43.44 | Cedarburg |
| | 2017 | 1:43.44 | Cedarburg |
| 8. | 2014 | 1:43.96 | Arrowhead |
| | 2015 | 1:43.96 | Verona Area/Mount Horeb |
| 10. | 2018 | 1:44.08 | Middleton |

DIVISION 2

NATIONAL RECORD

1:38.13 – Fort Collins Fossil Ridge (Bayley Stewart, Zoe Bartel, Coleen Gillilan, Kylee Alons) at Fort Collins, CO, 2018

STATE RECORD

1:44.51 – Edgewood of the Sacred Heart
(Anna teDuits, Abby Reid, Izzy Enz, Maeve O'Driscoll), 2019

2019 CHAMPION

1:44.51 – Edgewood of the Sacred Heart
(Anna teDuits, Abby Reid, Izzy Enz, Maeve O'Driscoll)

HEAT 1

| Ln | School | Qual. Time. |
|----|-----------------|---------------|
| 1 | Seymour | 1:57.01 _____ |
| 2 | Menomonie | 1:56.88 _____ |
| 3 | Whitefish Bay | 1:55.91 _____ |
| 4 | Kohler Co-op | 1:54.63 _____ |
| 5 | Lakeland Union | 1:55.49 _____ |
| 6 | Whitewater * | 1:56.17 _____ |
| 7 | Ladysmith Co-op | 1:56.90 _____ |
| 8 | Elkhorn Area | 1:57.68 _____ |

HEAT 2

| Ln | School | Qual. Time. |
|----|---------------|---------------|
| 1 | Greendale | 1:54.30 _____ |
| 2 | Whitnall | 1:51.96 _____ |
| 3 | Wausau East | 1:51.26 _____ |
| 4 | Shorewood * | 1:49.66 _____ |
| 5 | Rhineland * * | 1:50.30 _____ |
| 6 | Rice Lake | 1:51.87 _____ |
| 7 | Medford | 1:54.07 _____ |
| 8 | Grafton * | 1:54.61 _____ |

ALL-TIME STATE TOP PERFORMANCES

| | | | |
|-----|------|---------|------------------------------|
| 1. | 2019 | 1:44.51 | Edgewood of the Sacred Heart |
| 2. | 2017 | 1:44.59 | Edgewood of the Sacred Heart |
| 3. | 2015 | 1:45.87 | Grafton |
| 4. | 2016 | 1:46.13 | Grafton |
| 5. | 2013 | 1:46.22 | Shorewood |
| 6. | 2019 | 1:47.20 | McFarland |
| 7. | 2000 | 1:47.38 | Whitnall |
| 8. | 2017 | 1:47.67 | McFarland |
| 9. | 2014 | 1:47.69 | DeForest |
| 10. | 2011 | 1:47.74 | Shorewood |



Event 3 – 200 Yard Freestyle

DIVISION 1



2019 Champion
Abby Carlson

NATIONAL RECORD

1:42.81 – Dagny Knutson, Minot at Mandan, ND, 2008

STATE RECORD

1:44.21 – Katie Drabot, Cedarburg, 2015

2019 CHAMPION

1:49.21 – Abby Carlson, Waukesha South/Mukwonago

DIVISION 2



2019 Champion
Ellery Ottem

NATIONAL RECORD

1:42.81 – Dagny Knutson, Minot at Mandan, ND, 2008

STATE RECORD

1:48.39 – Kelly Rodriguez, Edgewood of the Sacred Heart, 2017

2019 CHAMPION

1:49.54 – Ellery Ottem, River Falls

HEAT 1

| Ln | Name | Gr | School | Qual. Time |
|----|-------------------|----|--------------------------|---------------|
| 1 | Kamryn Dembny | JR | Brookfield East | 1:58.31 _____ |
| 2 | Grace Schnabl | JR | Brookfield Central | 1:57.78 _____ |
| 3 | Megan Schultz | JR | Burlington Co-op | 1:57.09 _____ |
| 4 | Graysen Strebblow | SR | Chilton Co-op | 1:56.21 _____ |
| 5 | Karlee Marusik | FR | Waukesha West/Cath. Mem. | 1:56.82 _____ |
| 6 | Brianna Corro | JR | Waukesha South/Mukwonago | 1:57.61 _____ |
| 7 | Cadence Gabel | JR | Cedarburg | 1:57.96 _____ |
| 8 | Maddie Paar | SR | Menomonee Falls/Hamilton | 1:58.91 _____ |

HEAT 2

| Ln | Name | Gr | School | Qual. Time |
|----|-----------------------|----|--------------------------|---------------|
| 1 | Sara Mayer * | SR | D.C. Everest | 1:53.94 _____ |
| 2 | Ashley George | SR | Waukesha South/Mukwonago | 1:53.77 _____ |
| 3 | Sydney Stoll | SR | Arrowhead | 1:51.89 _____ |
| 4 | Reilly Tiltmann * | SR | Brookfield East | 1:48.64 _____ |
| 5 | Abby Carlson * | SR | Waukesha South/Mukwonago | 1:49.79 _____ |
| 6 | Erin Szczupakiewicz * | SR | Muskego | 1:52.65 _____ |
| 7 | Abbie Bangs | SR | Muskego | 1:53.82 _____ |
| 8 | Kennedy Rainwater | FR | Brookfield Central | 1:56.04 _____ |

HEAT 1

| Ln | Name | Gr | School | Qual. Time |
|----|------------------|----|----------------|---------------|
| 1 | Elaine Proefrock | SR | Grafton | 2:04.17 _____ |
| 2 | Grace Foucault | SO | Whitewater | 2:03.47 _____ |
| 3 | Emma Truman | JR | Kohler Co-op | 2:02.86 _____ |
| 4 | Josie Wentland | FR | Lakeland Union | 2:02.60 _____ |
| 5 | Sydney Balboni * | SR | Elkhorn Area | 2:02.77 _____ |
| 6 | Grace Radke | JR | Whitnall | 2:03.45 _____ |
| 7 | Rachel Goldblatt | JR | Whitefish Bay | 2:03.78 _____ |
| 8 | Jacqueline Erb | JR | Rice Lake | 2:04.98 _____ |

HEAT 2

| Ln | Name | Gr | School | Qual. Time |
|----|--------------------|----|-----------------------|---------------|
| 1 | Maddy Magle * | SO | Kohler Co-op | 2:00.58 _____ |
| 2 | Madeline Bunton | SO | Ladysmith Co-op | 1:59.88 _____ |
| 3 | Amelia Kuennen | JR | Shorewood | 1:54.97 _____ |
| 4 | Jocelyn Zgola * | JR | Greendale | 1:53.65 _____ |
| 5 | Casey Stephens | SO | Whitefish Bay | 1:54.92 _____ |
| 6 | Abi Winnicki * | FR | Rhineland | 1:55.38 _____ |
| 7 | McKenna Metropulos | SR | Wittenberg-Birnamwood | 1:59.98 _____ |
| 8 | Morgen Frausto | SR | Plymouth | 2:01.81 _____ |

ALL-TIME STATE TOP PERFORMANCES

| | | | |
|-----|------|---------|--|
| 1. | 2015 | 1:44.21 | Katie Drabot, Cedarburg |
| 2. | 2014 | 1:45.40 | Katie Drabot, Cedarburg |
| 3. | 2013 | 1:46.08 | Katie Drabot, Cedarburg |
| 4. | 2013 | 1:46.80 | Abby Jagdfeld, Waukesha South/Mukwonago |
| 5. | 2012 | 1:47.67 | Abby Jagdfeld, Waukesha South/Mukwonago |
| 6. | 2010 | 1:48.09 | Aja Van Hout, Madison East |
| 7. | 1992 | 1:48.29 | Michelle Jespersen, Madison West |
| 8. | 2011 | 1:48.41 | Sami Pochowski, Muskego |
| 9. | 2010 | 1:48.86 | Sami Pochowski, Muskego |
| 10. | 2008 | 1:49.21 | Jackie Powell, Madison Memorial |
| | 2018 | 1:49.21 | Cassie Stegner, Menomonee Falls/Hamilton |
| | 2019 | 1:49.21 | Abby Carlson, Waukesha South/Mukwonago |

ALL-TIME STATE TOP PERFORMANCES

| | | | |
|-----|------|---------|---|
| 1. | 2017 | 1:48.39 | Kelly Rodriguez, Edgewood of the Sacred Heart |
| 2. | 2012 | 1:48.83 | Kristin Malone, Shorewood |
| 3. | 2009 | 1:49.13 | Kelsey Hojan-Clark, Brookfield Academy |
| 4. | 2010 | 1:49.40 | Kelsey Hojan-Clark, Brookfield Academy |
| 5. | 2016 | 1:49.41 | Kelly Rodriguez, Edgewood of the Sacred Heart |
| 6. | 2019 | 1:49.54 | Ellery Ottem, River Falls |
| 7. | 2013 | 1:49.81 | Kristin Malone, Shorewood |
| 8. | 1996 | 1:49.94 | Jamie Belfor, Shorewood |
| 9. | 2008 | 1:50.27 | Kelsey Hojan-Clark |
| 10. | 2014 | 1:50.67 | Madison Tew, New Berlin West |



Event 4 – 200 Yard Individual Medley

DIVISION 1



2019 Champion
Emma Lasecki

NATIONAL RECORD

1:53.82 – Dagny Knutson, Minot at Grand Forks, ND, 2009

STATE RECORD

1:58.13 – Lillie Hosack, Cedarburg, 2017

2019 CHAMPION

2:00.66 – Emma Lasecki, Bay Port

HEAT 1

| Ln | Name | Gr | School | Qual. Time |
|----|------------------|----|-----------------------------|---------------|
| 1 | Grace Hou | SO | Brookfield Central | 2:14.69 _____ |
| 2 | Kailyn Benoit | SO | Menomonee Falls/Hamilton | 2:14.04 _____ |
| 3 | Callie Gregg | JR | Brookfield East | 2:12.55 _____ |
| 4 | Sydney Stemper | SR | Arrowhead | 2:10.28 _____ |
| 5 | Claire Wright | JR | Waukesha West/Cath. Mem. | 2:11.65 _____ |
| 6 | Sydney Miller | JR | Muskego | 2:13.19 _____ |
| 7 | Gabrielle LePine | JR | Greenfield/Pius XI Catholic | 2:14.33 _____ |
| 8 | Morgan Dietzel | SR | Burlington Co-op | 2:17.12 _____ |

HEAT 2

| Ln | Name | Gr | School | Qual. Time |
|----|-------------------|----|-----------------|---------------|
| 1 | Rhian Neitzel * | SO | Hudson | 2:09.39 _____ |
| 2 | Grace Drabot | JR | Cedarburg | 2:07.28 _____ |
| 3 | Reese Tiltmann | SO | Brookfield East | 2:06.77 _____ |
| 4 | Campbell Stoll * | SO | Arrowhead | 2:03.12 _____ |
| 5 | Lucy Thomas * | SO | Brookfield East | 2:05.04 _____ |
| 6 | Emmaleigh Zietlow | SR | Arrowhead | 2:06.86 _____ |
| 7 | Meredith Bangs * | SR | Muskego | 2:08.16 _____ |
| 8 | Brigid Gwidt | SR | Cedarburg | 2:10.23 _____ |

ALL-TIME STATE TOP PERFORMANCES

| | | | |
|-----|------|---------|--|
| 1. | 2017 | 1:58.13 | Lillie Hosack, Cedarburg |
| 2. | 2016 | 1:59.47 | Lillie Hosack, Cedarburg |
| 3. | 2013 | 1:59.89 | Katie Drabot, Cedarburg |
| 4. | 2018 | 1:59.93 | Grace Bennin, Verona Area/Mount Horeb |
| 5. | 2009 | 2:00.06 | Aja Van Hout, Madison East |
| 6. | 2012 | 2:00.23 | Katie Drabot, Cedarburg |
| 7. | 2015 | 2:00.51 | Lillie Hosack, Cedarburg |
| 8. | 2019 | 2:00.66 | Emma Lasecki, Bay Port |
| 9. | 2014 | 2:00.91 | Kierston Farley-Sepe, Waukesha So./Mukwonago |
| 10. | 2004 | 2:01.39 | Andrea Boritzke, Arrowhead |

DIVISION 2



2019 Champion
Anna teDuits

NATIONAL RECORD

1:53.82 – Dagny Knutson, Minot at Grand Forks, ND, 2009

STATE RECORD

2:03.00 – Rachel Munson, Shorewood, 2013

2019 CHAMPION

2:06.28 – Anna teDuits, Edgewood of the Sacred Heart

HEAT 1

| Ln | Name | Gr | School | Qual. Time |
|----|------------------|----|------------------------------|---------------|
| 1 | Hannah Mellock | FR | Greendale | 2:20.15 _____ |
| 2 | Lisa Kennedy | SR | Rhineland | 2:19.78 _____ |
| 3 | Grace Fan | SO | New Berlin Eisenhower | 2:18.25 _____ |
| 4 | Delaney McElvain | JR | Whitnall | 2:18.06 _____ |
| 5 | Eva McNally | SR | Shorewood | 2:18.08 _____ |
| 6 | Ally Boyer | JR | Kiel/Elkhart Lake-Glenbeulah | 2:18.58 _____ |
| 7 | Karis Francis | FR | Rhineland | 2:20.12 _____ |
| 8 | Clara Stinson | JR | Rice Lake | 2:21.36 _____ |

HEAT 2

| Ln | Name | Gr | School | Qual. Time |
|----|--------------------|----|------------|---------------|
| 1 | Libby Michel * | SO | Grafton | 2:16.15 _____ |
| 2 | Katherine Turner | SO | Greendale | 2:15.93 _____ |
| 3 | Ella Houwers * | SR | Whitewater | 2:10.57 _____ |
| 4 | Amie Barrow * | JR | Shorewood | 2:10.00 _____ |
| 5 | Rachel Lenz | JR | Whitnall | 2:10.09 _____ |
| 6 | Elise Jacobs | SO | Shorewood | 2:13.77 _____ |
| 7 | Makenna Winnicki * | SR | Rhineland | 2:16.14 _____ |
| 8 | Amber Winter | SO | Merrill | 2:17.22 _____ |

ALL-TIME STATE TOP PERFORMANCES

| | | | |
|-----|------|---------|---|
| 1. | 2013 | 2:03.00 | Rachel Munson, Shorewood |
| 2. | 2014 | 2:03.02 | Rachel Munson, Shorewood |
| 3. | 2016 | 2:03.30 | Kiah Francis, Rhineland |
| 4. | 2002 | 2:03.89 | Lauren Breunig, Sauk Prairie |
| 5. | 2008 | 2:03.95 | Clare Chamberlain, Shorewood |
| 6. | 2017 | 2:04.03 | Jenna Silvestri, Edgewood of the Sacred Heart |
| 7. | 2012 | 2:04.54 | Bridgette Alexander, Milton |
| 8. | 1996 | 2:04.63 | Lindsey Highstrom, Cedarburg |
| 9. | 2016 | 2:04.79 | Jenna Silvestri, Kohler/Sheboygan Area Lutheran |
| 10. | 2009 | 2:04.83 | Jennah Haney, Milton |



Event 5 – 50 Yard Freestyle

DIVISION 1



2019 Champion
Sophie Fiske

NATIONAL RECORD

:21.59 – Gretchen Walsh, Nashville Harpeth Hall
at Knoxville, TN, 2020

STATE RECORD

:22.64r^ – Katie Drabot, Cedarburg, 2015

2019 CHAMPION

:22.93 – Sophie Fiske, Sun Prairie

HEAT 1

| Ln | Name | Gr | School | Qual. Time |
|----|-------------------|----|-------------------------------|--------------|
| 1 | Jasper Bunker | SR | Kenosha Tremper | :24.52 _____ |
| 2 | MaryClaire Kopfer | SO | Pewaukee/Oconomowoc | :24.44 _____ |
| 3 | Irene Wilson | SR | Hartford Union/Slinger | :24.37 _____ |
| 4 | Kaitlyn Curtis | SR | Waukesha North/Kettle Moraine | :24.26 _____ |
| 5 | Ali Beay | JR | Germantown | :24.33 _____ |
| 6 | Kendall Gonzalez | SR | Waukesha South/Mukwonago | :24.41 _____ |
| 7 | Megan Lucyshyn | SR | Arrowhead | :24.48 _____ |
| 8 | Faith Eilertson * | SR | Hudson | :25.48 _____ |

HEAT 2

| Ln | Name | Gr | School | Qual. Time |
|----|--------------------|----|--------------------------|--------------|
| 1 | Olivia Wanner | FR | Waukesha West/Cath. Mem. | :24.04 _____ |
| 2 | Callie Ceshker | SO | Badger Co-op | :23.90 _____ |
| 3 | Maggie Wanezek | FR | Brookfield East | :23.70 _____ |
| 4 | Abby Wanezek * | JR | Brookfield East | :23.18 _____ |
| 5 | Francesca Smith * | SO | Arrowhead | :23.43 _____ |
| 6 | Mackenzie Thomas * | FR | Badger Co-op | :23.84 _____ |
| 7 | Lauren Malinowski | JR | Wauwatosa West | :23.94 _____ |
| 8 | Sabina Mrzyglod | JR | Germantown | :24.05 _____ |

ALL-TIME STATE TOP PERFORMANCES

| | | | |
|-----|------|--------|-------------------------------|
| 1. | 2015 | :22.84 | Kelly Jacob, Arrowhead |
| 2. | 2019 | :22.93 | Sophie Fiske, Sun Prairie |
| 3. | 2012 | :22.97 | Beata Nelson, Verona Area |
| 4. | 1998 | :23.00 | Cortnee Adams, Appleton North |
| 5. | 2008 | :23.10 | Ruby Martin, Madison East |
| 6. | 2019 | :23.11 | Abby Wanezek, Brookfield East |
| 7. | 2015 | :23.12 | Skylar Fore, Cedarburg |
| 8. | 2014 | :23.13 | Kelly Jacob, Arrowhead |
| 9. | 2018 | :23.20 | Sophie Fiske, Sun Prairie |
| 10. | 2010 | :23.22 | Ivy Martin, Madison East |

^Times in relays not included.

DIVISION 2



2019 Champion
Maeve O'Driscoll

NATIONAL RECORD

:21.59 – Gretchen Walsh, Nashville Harpeth Hall
at Knoxville, TN, 2020

STATE RECORD

:22.77 – Alexandra Moderski, McFarland, 2018

2019 CHAMPION

:23.30 – Maeve O'Driscoll, Edgewood of the Sacred Heart

HEAT 1

| Ln | Name | Gr | School | Qual. Time |
|----|------------------|----|--------------------------------|--------------|
| 1 | Beverly Harper * | JR | River Valley/Richland Center | :25.75 _____ |
| 2 | Lucy Art | SO | Brown Deer/Univ. Sch. of Milw. | :25.62 _____ |
| 3 | Kaylee Kriha | SR | Berlin/Green Lake | :25.49 _____ |
| 4 | Lucy Gilles | SO | Wausau East | :25.42 _____ |
| 5 | Allison Garncarz | SR | Grafton | :25.48 _____ |
| 6 | Grace Forsberg | SR | Rice Lake | :25.56 _____ |
| 7 | Meredith Giese | FR | New Berlin Eisenhower | :25.66 _____ |
| 8 | Abbey Rummel | SO | Kohler Co-op | :25.75 _____ |

HEAT 2

| Ln | Name | Gr | School | Qual. Time |
|----|--------------------|----|--------------------|--------------|
| 1 | Noelle St. Pierre | JR | Rhineland | :25.34 _____ |
| 2 | Madeleine Hammond | JR | Kohler Co-op | :25.19 _____ |
| 3 | Brooke Lechleitner | JR | Ladysmith Co-op | :24.87 _____ |
| 4 | Faith Forsberg * | JR | Rice Lake | :24.36 _____ |
| 5 | Maija Carriveau * | SR | Marinette/Peshtigo | :24.53 _____ |
| 6 | Melody Greenwood | SR | Menomonie | :25.16 _____ |
| 7 | Claudia Herold | SO | Kohler Co-op | :25.23 _____ |
| 8 | Katarina Stanic * | JR | Greendale | :25.35 _____ |

ALL-TIME STATE TOP PERFORMANCES

| | | | |
|-----|------|--------|--|
| 1. | 2018 | :22.77 | Alexandra Moderski, McFarland |
| 2. | 2015 | :22.84 | Alexandra Moderski, McFarland |
| 3. | 2013 | :22.91 | Samantha Senczysyn, Grafton |
| | 2017 | :22.91 | Alexandra Moderski, McFarland |
| 5. | 2016 | :23.09 | Alexandra Moderski, McFarland |
| 6. | 2007 | :23.26 | Beckie Thompson, New Berlin West |
| 7. | 2019 | :23.30 | Maeve O'Driscoll, Edgewood of the Sacred Heart |
| 8. | 2006 | :23.31 | Beckie Thompson, New Berlin West |
| 9. | 2016 | :23.38 | Mallory Fox, Grafton |
| 10. | 2011 | :23.43 | Alli Bellford, New Berlin Eisenhower |



Event 6 – 100 Yard Butterfly

DIVISION 1



2019 Champion
Emma Lasecki

NATIONAL RECORD

:50.35 – Claire Curzan, Raleigh Cardinal Gibbons at Cary, NC, 2020

STATE RECORD

:51.62 – Beata Nelson, Verona Area/Mount Horeb, 2015

2019 CHAMPION

:54.21 – Emma Lasecki, Bay Port

HEAT 1

| Ln | Name | Gr | School | Qual. Time |
|----|------------------|----|-------------------------------|---------------|
| 1 | Abigail Bruss | FR | Germantown | 1:00.36 _____ |
| 2 | Nicole Walters | SO | West Bend West/East | 1:00.01 _____ |
| 3 | Kailyn Benoit | SO | Menomonee Falls/Hamilton | :59.45 _____ |
| 4 | Jasper Bunker | SR | Kenosha Tremper | :58.67 _____ |
| 5 | Grace Hou | SO | Brookfield Central | :59.40 _____ |
| 6 | Carley Miller | FR | Muskego | :59.61 _____ |
| 7 | Caroline Johnson | JR | Waukesha North/Kettle Moraine | 1:00.12 _____ |
| 8 | Olivia Small | FR | Wauwatosa East | 1:00.37 _____ |

HEAT 2

| Ln | Name | Gr | School | Qual. Time |
|----|-----------------------|----|--------------------------|--------------|
| 1 | Danielle Stemper | FR | Arrowhead | :58.41 _____ |
| 2 | Lizzi Geske | JR | Brookfield Central | :57.13 _____ |
| 3 | Erin Szczupakiewicz * | SR | Muskego | :55.95 _____ |
| 4 | Campbell Stoll * | SO | Arrowhead | :55.15 _____ |
| 5 | Victoria Brostowitz | SO | Waukesha West/Cath. Mem. | :55.36 _____ |
| 6 | Faith Johnson * | JR | Menomonee Falls/Hamilton | :56.00 _____ |
| 7 | Sara Mayer * | SR | D.C. Everest | :57.66 _____ |
| 8 | Kamryn Dembny | JR | Brookfield East | :58.44 _____ |

ALL-TIME STATE TOP PERFORMANCES

| | | | |
|-----|------|--------|---------------------------------------|
| 1. | 2015 | :51.62 | Beata Nelson, Verona Area/Mount Horeb |
| 2. | 2014 | :51.70 | Beata Nelson, Verona Area/Mount Horeb |
| 3. | 2013 | :52.06 | Beata Nelson, Verona Area |
| 4. | 2014 | :53.57 | Megan Doty, Arrowhead |
| 5. | 1999 | :54.55 | Sarah Wanezek, Brookfield East |
| 6. | 2015 | :54.07 | Megan Doty, Arrowhead |
| 7. | 2019 | :54.21 | Emma Lasecki, Bay Port |
| 8. | 2019 | :54.28 | Reilly Tiltmann, Brookfield East |
| 9. | 2018 | :54.56 | Reilly Tiltmann, Brookfield East |
| 10. | 2018 | :54.62 | Katrina Marty, Madison West |

DIVISION 2



2019 Champion
Malia Francis

NATIONAL RECORD

:50.35 – Claire Curzan, Raleigh Cardinal Gibbons at Cary, NC, 2020

STATE RECORD

:55.63 – Autumn Haebig, Grafton, 2014

2019 CHAMPION

:56.23 – Malia Francis, Rhinelander

HEAT 1

| Ln | Name | Gr | School | Qual. Time |
|----|-------------------|----|-------------------|---------------|
| 1 | Morgan Ball | SR | Medford | 1:02.72 _____ |
| 2 | Clara Stinson | JR | Rice Lake | 1:02.49 _____ |
| 3 | Olivia Johnson | SR | Shorewood | 1:02.04 _____ |
| 4 | Karis Francis | FR | Rhinelander | 1:01.51 _____ |
| 5 | Naomi Hamerla | JR | Lakeland Union | 1:01.85 _____ |
| 6 | Kaylee Kriha * | SR | Berlin/Green Lake | 1:02.21 _____ |
| 7 | Madeleine Hammond | JR | Kohler Co-op | 1:02.69 _____ |
| 8 | Rubie-Ann Kohn * | SR | Portage | 1:05.13 _____ |

HEAT 2

| Ln | Name | Gr | School | Qual. Time |
|----|-----------------|----|--------------------------------|---------------|
| 1 | Lucy Art | SO | Brown Deer/Univ. Sch. of Milw. | 1:00.97 _____ |
| 2 | Grace Radke | JR | Whitnall | 1:00.71 _____ |
| 3 | Amie Barrow * | JR | Shorewood | 1:00.68 _____ |
| 4 | Malia Francis * | JR | Rhinelander | :56.58 _____ |
| 5 | Emma Clifford | SR | Wausau East | :58.75 _____ |
| 6 | Eva Beier | SR | Whitnall | 1:00.69 _____ |
| 7 | Sarah Schroeder | SO | New Berlin Eisenhower | 1:00.95 _____ |
| 8 | Natalie Nelson | JR | Whitefish Bay | 1:01.44 _____ |

ALL-TIME STATE TOP PERFORMANCES

| | | | |
|----|------|--------|---|
| 1. | 2014 | :55.63 | Autumn Haebig, Grafton |
| 2. | 2017 | :55.77 | Bella Passamani, New Berlin Eisenhower |
| 3. | 2013 | :55.81 | Autumn Haebig, Grafton |
| 4. | 2010 | :55.94 | Alison Meng, Sauk Prairie |
| 5. | 1996 | :56.09 | Lindsey Highstrom, Cedarburg |
| 6. | 1997 | :56.21 | Lindsey Highstrom, Cedarburg |
| 7. | 2007 | :56.23 | Jenna Lennertz, Greendale |
| | 2019 | :56.23 | Malia Francis, Rhinelander |
| 9. | 2013 | :56.26 | Rina Krupsky, McFarland |
| | 2017 | :56.26 | Katie Hayes, Brown Deer/Univ. Sch. of Milw. |



Event 7 – 100 Yard Freestyle

DIVISION 1



2019 Champion
Sophie Fiske

NATIONAL RECORD

:46.98 – Gretchen Walsh, Nashville Harpeth Hall at Knoxville, TN, 2020

STATE RECORD

:48.55 – Katie Drabot, Cedarburg, 2015

2019 CHAMPION

:49.82 – Sophie Fiske, Sun Prairie

HEAT 1

| Ln | Name | Gr | School | Qual. Time |
|----|-------------------|----|--------------------------|--------------|
| 1 | Sydney Miller | JR | Muskego | :54.38 _____ |
| 2 | Carly Plate | SO | Brookfield Central | :54.31 _____ |
| 3 | Morgan McGauley | SR | Beaver Dam | :53.70 _____ |
| 4 | Megan Lucyshyn | SR | Arrowhead | :53.58 _____ |
| 5 | Kate Larsen | SO | Muskego | :53.60 _____ |
| 6 | Elizabeth Beam | FR | Waukesha West/Cath. Mem. | :53.86 _____ |
| 7 | MaryClaire Kopfer | SO | Pewaukee/Oconomowoc | :54.36 _____ |
| 8 | Katelin Hall * | SO | D.C. Everest | :55.79 _____ |

HEAT 2

| Ln | Name | Gr | School | Qual. Time |
|----|-------------------|----|-------------------------------|--------------|
| 1 | Sabina Mrzyglod | JR | Germantown | :52.70 _____ |
| 2 | Olivia Wanner | FR | Waukesha West/Cath. Mem. | :52.47 _____ |
| 3 | Lauren Malinowski | JR | Wauwatosa West | :51.61 _____ |
| 4 | Abby Wanezek * | JR | Brookfield East | :50.50 _____ |
| 5 | Francesca Smith * | SO | Arrowhead | :50.74 _____ |
| 6 | Maddy Ahluwalia | SR | Waukesha North/Kettle Moraine | :52.23 _____ |
| 7 | Kendall Gonzalez | SR | Waukesha South/Mukwonago | :52.67 _____ |
| 8 | Callie Ceshker * | SO | Badger Co-op | :52.86 _____ |

ALL-TIME STATE TOP PERFORMANCES

| | | | |
|-----|------|--------|---------------------------------------|
| 1. | 2015 | :48.55 | Katie Drabot, Cedarburg |
| 2. | 1998 | :49.77 | Cortnee Adams, Appleton North |
| 3. | 2019 | :49.82 | Sophie Fiske, Sun Prairie |
| 4. | 2013 | :49.86 | Abby Jagdfeld, Waukesha So./Mukwonago |
| 5. | 2015 | :49.92 | Skylar Fore, Cedarburg |
| 6. | 2008 | :50.09 | Ruby Martin, Madison East |
| 7. | 1991 | :50.17 | Michelle Jespersion, Madison West |
| 8. | 2015 | :50.33 | Britt Horn, Appleton North |
| 9. | 2018 | :50.35 | Sophie Fiske, Sun Prairie |
| 10. | 2015 | :50.51 | Kelly Jacob, Arrowhead |

DIVISION 2



2019 Champion
Ellery Ottem

NATIONAL RECORD

:46.98 – Gretchen Walsh, Nashville Harpeth Hall at Knoxville, TN, 2020

STATE RECORD

:49.68 – Alexandra Moderski, McFarland, 2018

2019 CHAMPION

:50.70 – Ellery Ottem, River Falls

HEAT 1

| Ln | Name | Gr | School | Qual. Time |
|----|-----------------|----|--------------------------|--------------|
| 3 | Maggie Person * | JR | Delavan-Darien/Wis. Deaf | :57.11 _____ |
| 4 | Brie Wescott | SO | Lakeland Union | :56.72 _____ |
| 5 | Mikayla Meyer | SO | Greendale | :56.79 _____ |

HEAT 2

| Ln | Name | Gr | School | Qual. Time |
|----|-------------------|----|-----------------------|--------------|
| 2 | Emily Connell | SR | New Berlin Eisenhower | :56.46 _____ |
| 3 | Sydney Schjoneman | SR | Wausau East | :55.74 _____ |
| 4 | Alison Gilles | SR | Wausau East | :55.63 _____ |
| 5 | Morgen Frausto | SR | Plymouth | :55.64 _____ |
| 6 | Grace Forsberg | SR | Rice Lake | :56.35 _____ |
| 7 | Allison Garncarz | SR | Grafton | :56.58 _____ |

HEAT 3

| Ln | Name | Gr | School | Qual. Time |
|----|--------------------|----|-----------------------|--------------|
| 1 | Brooke Lechleitner | JR | Ladysmith Co-op | :55.05 _____ |
| 2 | Amelia Kuennen * | JR | Shorewood | :54.55 _____ |
| 3 | McKenna Metropulos | SR | Wittenberg-Birnamwood | :54.39 _____ |
| 4 | Abi Winnicki * | FR | Rhineland | :53.43 _____ |
| 5 | Faith Forsberg | JR | Rice Lake | :54.32 _____ |
| 6 | Katarina Stanic * | JR | Greendale | :54.55 _____ |
| 7 | Maija Carriveau * | SR | Marinette/Peshtigo | :54.89 _____ |
| 8 | Erin Bergman | SR | Medford | :55.30 _____ |

ALL-TIME STATE TOP PERFORMANCES

| | | | |
|-----|------|--------|----------------------------------|
| 1. | 2018 | :49.68 | Alexandra Moderski, McFarland |
| 2. | 2015 | :50.26 | Alexandra Moderski, McFarland |
| 3. | 2012 | :50.28 | Kristin Malone, Shorewood |
| 4. | 2016 | :50.46 | Mallory Fox, Grafton |
| 5. | 2015 | :50.53 | Mallory Fox, Grafton |
| 6. | 2016 | :50.58 | Alexandra Moderski, McFarland |
| 7. | 2007 | :50.61 | Beckie Thompson, New Berlin West |
| 8. | 2017 | :50.69 | Alexandra Moderski, McFarland |
| 9. | 2019 | :50.70 | Ellery Ottem, River Falls |
| 10. | 2013 | :50.89 | Samantha Senczysyn, Grafton |



Event 8 – 500 Yard Freestyle



2019 Champion
Sydney Stoll

DIVISION 1

NATIONAL RECORD

4:34.78 – Dagny Knutson, Minot at Mandan, ND, 2008

STATE RECORD

4:43.09 – Katie Drabot, Cedarburg, 2014

2019 CHAMPION

4:54.85 – Sydney Stoll, Arrowhead

HEAT 1

| Ln | Name | Gr | School | Qual. Time |
|----|----------------------|----|-------------------------------|---------------|
| 1 | Molly Garvin | JR | Waukesha North/Kettle Moraine | 5:20.42 _____ |
| 2 | Kathryn Bingenheimer | SR | Brookfield East | 5:17.59 _____ |
| 3 | Brianna Corro | JR | Waukesha South/Mukwonago | 5:12.99 _____ |
| 4 | Kennedy Rainwater | FR | Brookfield Central | 5:09.22 _____ |
| 5 | Maddie Paar | SR | Menomonee Falls/Hamilton | 5:11.58 _____ |
| 6 | Olivia Block | SO | Muskego | 5:16.76 _____ |
| 7 | Olivia Weil | JR | Cedarburg | 5:17.84 _____ |
| 8 | Hannah Zurn * | JR | Hudson | 5:22.22 _____ |

HEAT 2

| Ln | Name | Gr | School | Qual. Time |
|----|-------------------|----|--------------------------|---------------|
| 1 | Ashley George | SR | Waukesha South/Mukwonago | 5:06.26 _____ |
| 2 | Reese Tiltmann | SO | Brookfield East | 5:03.63 _____ |
| 3 | Grace Drabot * | JR | Cedarburg | 5:00.67 _____ |
| 4 | Abby Carlson * | SR | Waukesha South/Mukwonago | 4:55.27 _____ |
| 5 | Sydney Stoll | SR | Arrowhead | 5:00.14 _____ |
| 6 | Emmaleigh Zietlow | SR | Arrowhead | 5:02.16 _____ |
| 7 | Meredith Bangs * | SR | Muskego | 5:05.79 _____ |
| 8 | Abbie Bangs | SR | Muskego | 5:06.88 _____ |

ALL-TIME STATE TOP PERFORMANCES

| | | | |
|-----|------|---------|---|
| 1. | 2014 | 4:43.09 | Katie Drabot, Cedarburg |
| 2. | 2015 | 4:46.93 | Cassy Jernberg, Milwaukee King/Washington |
| 3. | 2008 | 4:48.60 | Aja Van Hout, Madison East |
| 4. | 2010 | 4:48.80 | Kelsey Hojan-Clark, Brookfield Academy |
| 5. | 2013 | 4:49.22 | Kaersten Meitz, Waukesha So./Mukwonago |
| 6. | 2009 | 4:51.77 | Aja Van Hout, Madison East |
| 7. | 2009 | 4:52.84 | Brittany Walsh, Muskego |
| 8. | 2008 | 4:52.87 | Brittany Walsh, Muskego |
| 9. | 2012 | 4:52.92 | Kaersten Meitz, Waukesha So./Mukwonago |
| 10. | 2015 | 4:53.34 | Sarah Laabs, Arrowhead |

DIVISION 2

NATIONAL RECORD

4:34.78 – Dagny Knutson, Minot at Mandan, ND, 2008

STATE RECORD

4:47.79 – Autumn Haebig, Grafton, 2016

2019 CHAMPION

5:04.85 – Hallory Domnick, Ashwaubenon



2019 Champion
Hallory Domnick

HEAT 1

| Ln | Name | Gr | School | Qual. Time |
|----|-------------------|----|-----------------------|---------------|
| 1 | Madeline Cleverly | SO | Whitefish Bay | 5:39.75 _____ |
| 2 | Emma Truman | JR | Kohler Co-op | 5:33.99 _____ |
| 3 | Ellie Sweet | JR | Shorewood | 5:32.51 _____ |
| 4 | Makenna Winnicki | SR | Rhineland | 5:28.29 _____ |
| 5 | Sarah Schroeder | SO | New Berlin Eisenhower | 5:29.80 _____ |
| 6 | Ellie Lukas | SO | Whitefish Bay | 5:32.96 _____ |
| 7 | Erin Kanitz | SR | Merrill | 5:35.98 _____ |
| 8 | Natalie Weidner * | JR | Portage | 5:42.81 _____ |

HEAT 2

| Ln | Name | Gr | School | Qual. Time |
|----|-------------------|----|-----------------|---------------|
| 1 | Rachel Goldblatt | JR | Whitefish Bay | 5:27.84 _____ |
| 2 | Madeline Bunton * | SO | Ladysmith Co-op | 5:25.03 _____ |
| 3 | Katherine Turner | SO | Greendale | 5:23.47 _____ |
| 4 | Casey Stephens * | SO | Whitefish Bay | 5:07.52 _____ |
| 5 | Jocelyn Zgola | JR | Greendale | 5:13.97 _____ |
| 6 | Gretchen Lotter | SO | Shorewood | 5:24.03 _____ |
| 7 | Maddy Magle * | SO | Kohler Co-op | 5:26.05 _____ |
| 8 | Elaine Proefrock | SR | Grafton | 5:28.26 _____ |

ALL-TIME STATE TOP PERFORMANCES

| | | | |
|-----|------|---------|---|
| 1. | 2016 | 4:47.79 | Autumn Haebig, Grafton |
| 2. | 2010 | 4:48.80 | Kelsey Hojan-Clark, Brookfield Academy |
| 3. | 2009 | 4:50.19 | Kelsey Hojan-Clark, Brookfield Academy |
| 4. | 2017 | 4:53.64 | Kelly Rodriguez, Edgewood of the Sacred Heart |
| 5. | 1996 | 4:53.94 | Jamie Belfor, Shorewood |
| 6. | 2008 | 4:54.18 | Kelsey Hojan-Clark, Brookfield Academy |
| 7. | 2015 | 4:54.72 | Autumn Haebig, Grafton |
| 8. | 2013 | 4:56.54 | Autumn Haebig, Grafton |
| 9. | 2000 | 4:56.77 | Jennifer Skolaski, Madison Edgewood |
| 10. | 2014 | 4:57.77 | Autumn Haebig, Grafton |



Event 9 – 200 Yard Freestyle Relay

DIVISION 1

NATIONAL RECORD

1:30.72 – Carmel (Veronica Burchill, Claire Adams, Kendall Smith, Trude Rothrock) at Indianapolis, IN, 2015

STATE RECORD

1:33.51 – Verona Area/Mount Horeb (Maizie Seidl, Kristi Larsen, Shelby Rozeboom, Beata Nelson), 2014

2019 CHAMPION

1:35.20 – Sun Prairie (Paige Rundahl, Hannah Marshall, Grace Sala, Sophie Fiske)

HEAT 1

| Ln | School | Qual. Time. |
|----|---------------------------------|---------------|
| 1 | Menomonee Falls/Hamilton | 1:44.26 _____ |
| 2 | West Bend West/East | 1:43.56 _____ |
| 3 | Hartford Union/Slinger | 1:42.65 _____ |
| 4 | Pewaukee/Oconomowoc | 1:42.25 _____ |
| 5 | Brookfield Central | 1:42.55 _____ |
| 6 | Waukesha West/Catholic Memorial | 1:43.48 _____ |
| 7 | Homestead | 1:43.61 _____ |
| 8 | Burlington Co-op | 1:44.38 _____ |

HEAT 2

| Ln | School | Qual. Time. |
|----|--------------------------|---------------|
| 1 | Germantown | 1:41.44 _____ |
| 2 | Muskego | 1:38.76 _____ |
| 3 | Badger Co-op * | 1:37.39 _____ |
| 4 | Arrowhead * | 1:36.51 _____ |
| 5 | Waukesha South/Mukwonago | 1:36.57 _____ |
| 6 | Brookfield East * | 1:38.28 _____ |
| 7 | D.C. Everest * | 1:40.05 _____ |
| 8 | Franklin | 1:42.23 _____ |

ALL-TIME STATE TOP PERFORMANCES

| | | | |
|-----|------|---------|-------------------------|
| 1. | 2014 | 1:33.51 | Verona Area/Mount Horeb |
| 2. | 2008 | 1:33.63 | Madison East |
| 3. | 2013 | 1:33.70 | Verona Area |
| 4. | 2016 | 1:33.72 | Middleton |
| 5. | 2015 | 1:33.97 | Verona Area/Mount Horeb |
| 6. | 2013 | 1:34.12 | Arrowhead |
| 7. | 2018 | 1:34.24 | Middleton |
| 8. | 2017 | 1:34.65 | Middleton |
| 9. | 2015 | 1:34.70 | Arrowhead |
| 10. | 2010 | 1:34.86 | Arrowhead |

DIVISION 2

NATIONAL RECORD

1:30.72 – Carmel (Veronica Burchill, Claire Adams, Kendall Smith, Trude Rothrock) at Indianapolis, IN, 2015

STATE RECORD

1:34.76 – Edgewood of the Sacred Heart (Maeve O'Driscoll, DeeDee Walker, Sophie Reed, Abby Reid), 2019

2019 CHAMPION

1:34.76 – Edgewood of the Sacred Heart (Maeve O'Driscoll, DeeDee Walker, Sophie Reed, Abby Reid)

HEAT 1

| Ln | School | Qual. Time. |
|----|----------------------------------|---------------|
| 1 | Brown Deer/Univ. School of Milw. | 1:47.20 _____ |
| 2 | Shorewood | 1:45.85 _____ |
| 3 | Whitnall | 1:45.14 _____ |
| 4 | Menomonee | 1:43.94 _____ |
| 5 | Whitefish Bay | 1:44.89 _____ |
| 6 | Plymouth | 1:45.65 _____ |
| 7 | New Berlin Eisenhower | 1:45.92 _____ |
| 8 | Merrill | 1:47.52 _____ |

HEAT 2

| Ln | School | Qual. Time. |
|----|----------------|---------------|
| 1 | Grafton | 1:42.93 _____ |
| 2 | Rice Lake | 1:41.91 _____ |
| 3 | Kohler Co-op * | 1:41.60 _____ |
| 4 | Rhineland * * | 1:39.43 _____ |
| 5 | Wausau East | 1:41.04 _____ |
| 6 | Lakeland Union | 1:41.65 _____ |
| 7 | Greendale * | 1:42.42 _____ |
| 8 | Elkhorn Area * | 1:43.91 _____ |

ALL-TIME STATE TOP PERFORMANCES

| | | | |
|-----|------|---------|------------------------------|
| 1. | 2019 | 1:34.76 | Edgewood of the Sacred Heart |
| 2. | 2017 | 1:35.26 | Edgewood of the Sacred Heart |
| 3. | 2009 | 1:36.02 | Sturgeon Bay/Sevastopol |
| 4. | 2016 | 1:36.30 | Edgewood of the Sacred Heart |
| 5. | 2013 | 1:36.45 | Grafton |
| 6. | 2014 | 1:36.46 | Grafton |
| 7. | 2016 | 1:36.61 | Grafton |
| 8. | 2018 | 1:36.62 | Edgewood of the Sacred Heart |
| 9. | 2012 | 1:36.69 | Milton |
| 10. | 2015 | 1:36.74 | Edgewood of the Sacred Heart |



Event 10 – 100 Yard Backstroke

DIVISION 1



2019 Champion
Reilly Tiltmann

NATIONAL RECORD

:51.35 – Alex Walsh, Nashville Harpeth Hall
at Knoxville, TN, 2020

STATE RECORD

:52.13 – Beata Nelson, Verona Area/Mount Horeb, 2015

2019 CHAMPION

:52.88 – Reilly Tiltmann, Brookfield East

HEAT 1

| Ln | Name | Gr | School | Qual. Time |
|----|-------------------|----|-------------------------------|---------------|
| 1 | Carley Miller | FR | Muskego | :58.98 _____ |
| 2 | Jaedyn Hill | SR | Waukesha South/Mukwonago | :58.66 _____ |
| 3 | Karlee Marusik | FR | Waukesha West/Cath. Mem. | :58.41 _____ |
| 4 | Kaitlyn Curtis | SR | Waukesha North/Kettle Moraine | :57.75 _____ |
| 5 | Bella Drake | JR | Arrowhead | :57.91 _____ |
| 6 | Jordy Hahlen * | SR | Muskego | :58.63 _____ |
| 7 | Autumn Seebach | SR | Menomonee Falls/Hamilton | :58.79 _____ |
| 8 | Nevaeh Mathwich * | FR | D.C. Everest | 1:03.83 _____ |

HEAT 2

| Ln | Name | Gr | School | Qual. Time |
|----|-------------------|----|--------------------------|--------------|
| 1 | Elizabeth Beam | FR | Waukesha West/Cath. Mem. | :57.48 _____ |
| 2 | Ali Beay | JR | Germantown | :56.91 _____ |
| 3 | Faith Johnson | JR | Menomonee Falls/Hamilton | :55.79 _____ |
| 4 | Reilly Tiltmann * | SR | Brookfield East | :53.72 _____ |
| 5 | Maggie Wanezek | FR | Brookfield East | :54.62 _____ |
| 6 | Hailey Tierney * | SO | Arrowhead | :55.86 _____ |
| 7 | Graysen Streblov | SR | Chilton Co-op | :57.34 _____ |
| 8 | Lizzi Geske | JR | Brookfield Central | :57.59 _____ |

ALL-TIME STATE TOP PERFORMANCES

| | | | |
|-----|------|--------|---------------------------------------|
| 1. | 2015 | :52.13 | Beata Nelson, Verona Area/Mount Horeb |
| 2. | 2019 | :52.88 | Reilly Tiltmann, Brookfield East |
| 3. | 2014 | :53.15 | Beata Nelson, Verona Area/Mount Horeb |
| 4. | 2013 | :53.19 | Beata Nelson, Verona Area |
| 5. | 2012 | :53.73 | Beata Nelson, Verona Area |
| 6. | 2017 | :53.88 | Katrina Marty, Madison West |
| 7. | 2017 | :53.98 | Lillie Hosack, Madison West |
| 8. | 2016 | :54.31 | Katrina Marty, Madison West |
| 9. | 2019 | :54.46 | Abby Wanezek, Brookfield East |
| 10. | 2016 | :54.56 | Lillie Hosack, Cedarburg |

DIVISION 2



2019 Champion
Malia Francis

NATIONAL RECORD

:51.35 – Alex Walsh, Nashville Harpeth Hall
at Knoxville, TN, 2020

STATE RECORD

:54.65 – Autumn Haebig, Grafton, 2016

2019 CHAMPION

:54.72 – Malia Francis, Rhinelander

HEAT 1

| Ln | Name | Gr | School | Qual. Time |
|----|-------------------|----|----------------|---------------|
| 1 | Naomi Hamerla | JR | Lakeland Union | 1:04.46 _____ |
| 2 | Madeline Cleverly | SO | Whitefish Bay | 1:03.03 _____ |
| 3 | Mariah Angove | SR | Lakeland Union | 1:02.15 _____ |
| 4 | Grace Foucault * | SO | Whitewater | 1:01.36 _____ |
| 5 | Riley Tesch | JR | Greendale | 1:01.73 _____ |
| 6 | Sydney Schjoneman | SR | Wausau East | 1:02.93 _____ |
| 7 | Heather Arlen | SR | Antigo | 1:03.12 _____ |
| 8 | Portia Pavelchik | FR | Greendale | 1:04.47 _____ |

HEAT 2

| Ln | Name | Gr | School | Qual. Time |
|----|-----------------|----|--------------------|---------------|
| 1 | Emma Clifford | SR | Wausau East | 1:00.61 _____ |
| 2 | Erin Bergman | SR | Medford | :59.60 _____ |
| 3 | Rachel Lenz | JR | Whitnall | :58.05 _____ |
| 4 | Malia Francis * | JR | Rhinelander | :55.87 _____ |
| 5 | Elise Jacobs * | SO | Shorewood | :57.48 _____ |
| 6 | Lisa Kennedy | SR | Rhinelander | :59.51 _____ |
| 7 | Allie Mayhew * | SR | Marinette/Peshtigo | 1:00.60 _____ |
| 8 | Halle Grimm | SO | Grafton | 1:01.20 _____ |

ALL-TIME STATE TOP PERFORMANCES

| | | | |
|-----|------|--------|--|
| 1. | 2016 | :54.65 | Autumn Haebig, Grafton |
| 2. | 2019 | :54.72 | Malia Francis, Rhinelander |
| 3. | 2015 | :54.95 | Autumn Haebig, Grafton |
| 4. | 2012 | :55.45 | Bridgette Alexander, Milton |
| 5. | 2019 | :55.68 | Mara Freeman, McFarland |
| 6. | 2008 | :55.83 | Siri Smits, Berlin/Green Lake |
| 7. | 2010 | :55.91 | Alison Meng, Sauk Prairie |
| 8. | 2019 | :55.97 | Anna teDuits, Edgewood of the Sacred Heart |
| 9. | 2010 | :56.05 | Katelyn Holmquist, Milton |
| 10. | 2011 | :56.08 | Katelyn Holmquist, Milton |



Event 11 – 100 Yard Breaststroke

DIVISION 1



2019 Champion
Lucy Thomas

NATIONAL RECORD

:58.35 – Kaitlyn Dobler, Beaverton Aloha
at Beaverton, OR, 2020

STATE RECORD

1:00.65 – Grace Bennin, Verona Area/Mount Horeb, 2018

2019 CHAMPION

1:02.33 – Lucy Thomas, Brookfield East

HEAT 1

| Ln | Name | Gr | School | Qual. Time |
|----|-------------------|----|---------------------------|---------------|
| 1 | Lauren Correa | FR | Divine Savior Holy Angels | 1:08.82 _____ |
| 2 | Rhian Neitzel | SO | Hudson | 1:07.08 _____ |
| 3 | Faith Eilertson * | SR | Hudson | 1:06.65 _____ |
| 4 | Brigid Gwidt | SR | Cedarburg | 1:06.24 _____ |
| 5 | Claire Wright | JR | Waukesha West/Cath. Mem. | 1:06.59 _____ |
| 6 | Hanna DeGrace | JR | Germantown | 1:06.84 _____ |
| 7 | Callie Gregg | JR | Brookfield East | 1:07.39 _____ |
| 8 | Jessica Felske | JR | Waukesha South/Mukwonago | 1:09.42 _____ |

HEAT 2

| Ln | Name | Gr | School | Qual. Time |
|----|-----------------------|----|-----------------------------|---------------|
| 1 | Samantha DeVillers | SR | Arrowhead | 1:05.89 _____ |
| 2 | Gabrielle LePine | JR | Greenfield/Pius XI Catholic | 1:04.98 _____ |
| 3 | Maddy Ahluwalia | SR | Waukesha North/Kettle Mor. | 1:03.90 _____ |
| 4 | Victoria Brostowitz * | SO | Waukesha West/Cath. Mem. | 1:02.43 _____ |
| 5 | Lucy Thomas * | SO | Brookfield East | 1:03.21 _____ |
| 6 | Mackenzie Thomas * | FR | Badger Co-op | 1:04.15 _____ |
| 7 | Ava Goodno | SO | Franklin | 1:05.80 _____ |
| 8 | Megan Schultz | JR | Burlington Co-op | 1:06.19 _____ |

ALL-TIME STATE TOP PERFORMANCES

| | | | |
|-----|------|---------|---------------------------------------|
| 1. | 2018 | 1:00.65 | Grace Bennin, Verona Area/Mount Horeb |
| 2. | 2011 | 1:01.72 | Sami Pochowski, Muskego |
| 3. | 2013 | 1:01.95 | Lindsay Adamski, Arrowhead |
| 4. | 2012 | 1:01.98 | Lindsay Adamski, Arrowhead |
| 5. | 2010 | 1:02.07 | Sami Pochowski, Muskego |
| 6. | 2016 | 1:02.13 | Grace Bennin, Verona Area/Mount Horeb |
| 7. | 2017 | 1:02.17 | Grace Bennin, Verona Area/Mount Horeb |
| 8. | 2019 | 1:02.33 | Lucy Thomas, Brookfield East |
| 9. | 2016 | 1:02.40 | Lauren Stigler, Muskego |
| 10. | 2018 | 1:02.41 | Ally Silvestri, Middleton |

DIVISION 2



2019 Champion
Ella Houwers

NATIONAL RECORD

:58.35 – Kaitlyn Dobler, Beaverton Aloha
at Beaverton, OR, 2020

STATE RECORD

1:01.13 – Rachel Munson, Shorewood, 2013

2019 CHAMPION

1:05.07 – Ella Houwers, Whitewater

HEAT 1

| Ln | Name | Gr | School | Qual. Time |
|----|-------------------|----|----------------|---------------|
| 1 | Amy Wang | JR | Whitefish Bay | 1:13.27 _____ |
| 2 | Lauren Klawiter | SR | Seymour | 1:13.19 _____ |
| 3 | Olivia Moore | SR | Elkhorn Area | 1:11.79 _____ |
| 4 | Noelle St. Pierre | JR | Rhineland | 1:11.13 _____ |
| 5 | Felicity Gresnick | JR | Whitefish Bay | 1:11.34 _____ |
| 6 | Mariah Angove | SR | Lakeland Union | 1:12.94 _____ |
| 7 | Olivia Reeve | FR | Shorewood | 1:13.21 _____ |
| 8 | Hannah Miller | FR | Rice Lake | 1:13.52 _____ |

HEAT 2

| Ln | Name | Gr | School | Qual. Time |
|----|------------------|----|------------------------------|---------------|
| 1 | Amber Hess | FR | Kohler Co-op | 1:10.68 _____ |
| 2 | Ally Boyer * | JR | Kiel/Elkhart Lake-Glenbeulah | 1:09.87 _____ |
| 3 | Amber Winter * | SO | Merrill | 1:09.38 _____ |
| 4 | Ella Houwers * | SR | Whitewater | 1:06.87 _____ |
| 5 | Eva McNally * | SR | Shorewood | 1:07.28 _____ |
| 6 | Delaney McElvain | JR | Whitnall | 1:09.49 _____ |
| 7 | Lucy Gilles | SO | Wausau East | 1:10.62 _____ |
| 8 | Ava Marx | SR | Plymouth | 1:13.74 _____ |

ALL-TIME STATE TOP PERFORMANCES

| | | | |
|-----|------|---------|----------------------------------|
| 1. | 2013 | 1:01.13 | Rachel Munson, Shorewood |
| 2. | 2012 | 1:01.37 | Rachel Munson, Shorewood |
| 3. | 2014 | 1:01.70 | Rachel Munson, Shorewood |
| 4. | 2012 | 1:03.05 | Samantha Senczyszyn, Grafton |
| 5. | 2011 | 1:03.06 | Anna Meinholz, Catholic Memorial |
| 6. | 2011 | 1:03.07 | Samantha Senczyszyn, Grafton |
| 7. | 2011 | 1:03.10 | Emma Bare, Fort Atkinson |
| 8. | 2010 | 1:03.28 | Kate Criter, Plymouth |
| 9. | 2014 | 1:03.29 | Sara Hagen, McFarland |
| 10. | 2008 | 1:03.31 | Kate Criter, Plymouth |



Event 12 – 400 Yard Freestyle Relay

DIVISION 1

NATIONAL RECORD

3:15.38 – Carmel (Veronica Burchill, Claire Adams, Kendall Smith, Amy Bilquist)
at Indianapolis, IN, 2015

STATE RECORD

3:22.50 – Waukesha South/Mukwonago
(Abby Jagdfeld, Molly Manchon, Kaersten Meitz, Kierston Farley-Sepe), 2013

2019 CHAMPION

3:25.86 – Sun Prairie
(Bree Moericke, Grace Sala, Janelle Schulz, Sophie Fiske)

HEAT 1

| Ln | School | Qual. Time. |
|----|-------------------------------|---------------|
| 1 | Nicolet | 3:47.50 _____ |
| 2 | D.C. Everest * | 3:44.68 _____ |
| 3 | Burlington Co-op | 3:40.66 _____ |
| 4 | Menomonee Falls/Hamilton | 3:38.39 _____ |
| 5 | Brookfield Central | 3:38.74 _____ |
| 6 | Waukesha North/Kettle Moraine | 3:41.67 _____ |
| 7 | West Bend West/East | 3:46.66 _____ |
| 8 | Hudson | 3:47.80 _____ |

HEAT 2

| Ln | School | Qual. Time. |
|----|---------------------------------|---------------|
| 1 | Badger Co-op | 3:37.54 _____ |
| 2 | Waukesha West/Catholic Memorial | 3:33.92 _____ |
| 3 | Muskego * | 3:31.91 _____ |
| 4 | Brookfield East * | 3:25.71 _____ |
| 5 | Arrowhead * | 3:27.36 _____ |
| 6 | Waukesha South/Mukwonago | 3:33.32 _____ |
| 7 | Germantown | 3:37.48 _____ |
| 8 | Cedarburg | 3:38.08 _____ |

ALL-TIME STATE TOP PERFORMANCES

| | | | |
|-----|------|---------|--------------------------|
| 1. | 2013 | 3:22.50 | Waukesha South/Mukwonago |
| 2. | 2015 | 3:23.49 | Cedarburg |
| 3. | 2014 | 3:23.67 | Arrowhead |
| 4. | 2013 | 3:23.77 | Arrowhead |
| 5. | 2017 | 3:24.46 | Cedarburg |
| 6. | 2008 | 3:24.80 | Madison East |
| 7. | 2016 | 3:24.94 | Middleton |
| 8. | 2017 | 3:25.16 | Middleton |
| 9. | 2014 | 3:25.19 | Cedarburg |
| 10. | 2015 | 3:25.37 | Arrowhead |

DIVISION 2

NATIONAL RECORD

3:15.38 – Carmel (Veronica Burchill, Claire Adams, Kendall Smith, Amy Bilquist)
at Indianapolis, IN, 2015

STATE RECORD

3:27.97 – Edgewood of the Sacred Heart
(Kelly Rodriguez, Issy Petersen, Lauren Bergmann, Kaitlyn Barth), 2016

2019 CHAMPION

3:29.54 – Edgewood of the Sacred Heart
(IzzyENZ, Anna teDuits, Sophie Reed, DeeDee Walker)

HEAT 1

| Ln | School | Qual. Time. |
|----|--------------------|---------------|
| 1 | Marinette/Peshtigo | 4:01.79 _____ |
| 2 | Elkhorn Area | 3:55.49 _____ |
| 3 | Rice Lake | 3:52.90 _____ |
| 4 | Whitnall | 3:51.72 _____ |
| 5 | Whitewater * | 3:52.47 _____ |
| 6 | Medford | 3:54.46 _____ |
| 7 | Lakeland Union | 3:55.63 _____ |
| 8 | Antigo | 4:02.81 _____ |

HEAT 2

| Ln | School | Qual. Time. |
|----|-----------------------|---------------|
| 1 | Ladysmith Co-op | 3:51.69 _____ |
| 2 | Wausau East | 3:47.65 _____ |
| 3 | Shorewood | 3:44.27 _____ |
| 4 | Greendale * | 3:40.70 _____ |
| 5 | Rhineland * * | 3:43.33 _____ |
| 6 | Kohler Co-op * | 3:47.15 _____ |
| 7 | New Berlin Eisenhower | 3:47.65 _____ |
| 8 | Whitefish Bay | 3:51.69 _____ |

ALL-TIME STATE TOP PERFORMANCES

| | | | |
|-----|------|---------|------------------------------|
| 1. | 2016 | 3:27.97 | Edgewood of the Sacred Heart |
| 2. | 2014 | 3:28.12 | Grafton |
| 3. | 2012 | 3:29.26 | Milton |
| 4. | 2019 | 3:29.54 | Edgewood of the Sacred Heart |
| 5. | 2018 | 3:30.13 | Edgewood of the Sacred Heart |
| 6. | 2017 | 3:30.39 | Edgewood of the Sacred Heart |
| 7. | 2013 | 3:30.72 | Grafton |
| 8. | 2015 | 3:31.13 | Grafton |
| 9. | 1996 | 3:31.37 | Shorewood |
| 10. | 2015 | 3:31.77 | McFarland |



Division 1 Team Scoring Chart

| School | Coach | Diving | Med Relay | 200 Free | 200 IM | 50 Free | 100 Fly | 100 Free | 500 Free | 200 Relay | 100 Back | 100 Breast | 400 Relay | Total Points |
|---------------------------------|----------------------|--------|-----------|----------|--------|---------|---------|----------|----------|-----------|----------|------------|-----------|--------------|
| Arrowhead | Ruth Ann Ahnen | | | | | | | | | | | | | |
| Badger Co-op | Lauren Kaiser | | | | | | | | | | | | | |
| Beaver Dam | Rebekah Gaumitz | | | | | | | | | | | | | |
| Brookfield Central | Carissa Donkersgoed | | | | | | | | | | | | | |
| Brookfield East | Michael Rose | | | | | | | | | | | | | |
| Burlington Co-op | Denita Jones | | | | | | | | | | | | | |
| Cedarburg | Amit Kaul | | | | | | | | | | | | | |
| Chilton Co-op | Jody Schwarz | | | | | | | | | | | | | |
| D.C. Everest | Garrett Richetto | | | | | | | | | | | | | |
| Divine Savior Holy Angels | Bailey Belanger | | | | | | | | | | | | | |
| Franklin | Lindsey Gerszewski | | | | | | | | | | | | | |
| Germantown | Lori Bruss | | | | | | | | | | | | | |
| Greenfield/Pius XI Catholic | Dale Schrank | | | | | | | | | | | | | |
| Hartford Union/Slinger | Troy Hagen | | | | | | | | | | | | | |
| Homestead | Becky Young | | | | | | | | | | | | | |
| Hudson | Dennis Dadashev | | | | | | | | | | | | | |
| Kenosha Indian Trail | Janine Paskiewicz | | | | | | | | | | | | | |
| Kenosha Tremper | Joe Kosman | | | | | | | | | | | | | |
| Menomonee Falls/Hamilton | Mandie Siehs | | | | | | | | | | | | | |
| Muskego | Heidi Szczupakiewicz | | | | | | | | | | | | | |
| Nicolet | Bill Shuster | | | | | | | | | | | | | |
| Pewaukee/Oconomowoc | Allison Gernhardt | | | | | | | | | | | | | |
| River Falls | Caitlin Brudzinski | | | | | | | | | | | | | |
| Waukesha North/Kettle Moraine | Kyle Bedalov | | | | | | | | | | | | | |
| Waukesha South/Mukwonago | Blaine Carlson | | | | | | | | | | | | | |
| Waukesha West/Catholic Memorial | Christian Niven | | | | | | | | | | | | | |
| Wauwatosa East | Russ Weigel | | | | | | | | | | | | | |
| Wauwatosa West | Heidi Hegwood | | | | | | | | | | | | | |
| West Allis Central/Hale | Scott Egly | | | | | | | | | | | | | |
| West Bend West/West Bend East | Dave Bloomier | | | | | | | | | | | | | |

TEAM SCORING

| | 1st | 2nd | 3rd | 4th | 5th | 6th | 7th | 8th | 9th | 10th | 11th | 12th | 13th | 14th | 15th | 16th |
|-------------|-----|-----|-----|-----|-----|-----|-----|-----|-----|------|------|------|------|------|------|------|
| Relays | 40 | 34 | 32 | 30 | 28 | 26 | 24 | 22 | 18 | 14 | 12 | 10 | 8 | 6 | 4 | 2 |
| Individuals | 20 | 17 | 16 | 15 | 14 | 13 | 12 | 11 | 9 | 7 | 6 | 5 | 4 | 3 | 2 | 1 |



Division 2 Team Scoring Chart

| School | Coach | Diving | Med Relay | 200 Free | 200 IM | 50 Free | 100 Fly | 100 Free | 500 Free | 200 Relay | 100 Back | 100 Breast | 400 Relay | Total Points |
|----------------------------------|--------------------|--------|-----------|----------|--------|---------|---------|----------|----------|-----------|----------|------------|-----------|--------------|
| Antigo | Mary Ponasik | | | | | | | | | | | | | |
| Berlin/Green Lake | Bill Clewien | | | | | | | | | | | | | |
| Brown Deer/Univ. School of Milw. | Douglas Dickinson | | | | | | | | | | | | | |
| Delavan-Darien/Wis Deaf | Lauren Gurholt | | | | | | | | | | | | | |
| Elkhorn Area | Jamie Richardson | | | | | | | | | | | | | |
| Grafton | Jonathan Lesniak | | | | | | | | | | | | | |
| Greendale | Melanie Carlson | | | | | | | | | | | | | |
| Kiel/Elkhart Lake-Glenbeulah | Marcy Keuler | | | | | | | | | | | | | |
| Kohler Co-op | Elizabeth Glenzer | | | | | | | | | | | | | |
| Ladysmith Co-op | Matt Bunton | | | | | | | | | | | | | |
| Lakeland Union | Chris Garcia | | | | | | | | | | | | | |
| Marinette/Peshtigo | Calissta Thill | | | | | | | | | | | | | |
| Medford | Betsy Meinel | | | | | | | | | | | | | |
| Menomonie | Erin Liljedahl | | | | | | | | | | | | | |
| Merrill | Kristie Winter | | | | | | | | | | | | | |
| New Berlin Eisenhower | Alyssa Bauer | | | | | | | | | | | | | |
| Plymouth | David Coley | | | | | | | | | | | | | |
| Portage | Tamara Tollefson | | | | | | | | | | | | | |
| Rhineland | Jenny Heck | | | | | | | | | | | | | |
| Rice Lake | Bob Burdorf | | | | | | | | | | | | | |
| River Valley/Richland Center | Mike Nachreiner | | | | | | | | | | | | | |
| Seymour | Sarah Tracy | | | | | | | | | | | | | |
| Shorewood | Cassie Rodriguez | | | | | | | | | | | | | |
| Tomahawk | Theresa Lesperance | | | | | | | | | | | | | |
| Wausau East | Derek Steinke | | | | | | | | | | | | | |
| Whitefish Bay | Tom Miazga | | | | | | | | | | | | | |
| Whitewater | Gina Foucault | | | | | | | | | | | | | |
| Whitnall | George Guddie | | | | | | | | | | | | | |
| Wittenberg-Biramwood | John Rudeen | | | | | | | | | | | | | |

TEAM SCORING

| | 1st | 2nd | 3rd | 4th | 5th | 6th | 7th | 8th | 9th | 10th | 11th | 12th | 13th | 14th | 15th | 16th |
|-------------|-----|-----|-----|-----|-----|-----|-----|-----|-----|------|------|------|------|------|------|------|
| Relays | 40 | 34 | 32 | 30 | 28 | 26 | 24 | 22 | 18 | 14 | 12 | 10 | 8 | 6 | 4 | 2 |
| Individuals | 20 | 17 | 16 | 15 | 14 | 13 | 12 | 11 | 9 | 7 | 6 | 5 | 4 | 3 | 2 | 1 |



2019 State Results

UW-Madison – Natatorium – November 15-16, 2019

DIVISION 1 - DIVING

| | | |
|-----------------------|------------------------|--------|
| 1. Av Osero | Neenah | 498.15 |
| 2. Sydney Nelson | Arrowhead | 417.95 |
| 3. Bailey Schroeder | Neenah | 396.70 |
| 4. Lexi Penney | Brookfield East | 395.10 |
| 5. Abby Hopfensperger | Appleton West/Kimberly | 388.25 |

DIVISION 1 - 200 YARD MEDLEY RELAY

| | | |
|--------------------|--|----------|
| 1. Brookfield East | (Abby Wanezek, Lucy Thomas, Reilly Tiltmann, Callie Gregg) | 1:42.54R |
| 2. Arrowhead | | 1:45.83 |
| 3. Sun Prairie | | 1:45.84 |
| 4. Cedarburg | | 1:46.32 |
| 5. Middleton | | 1:46.94 |

DIVISION 1 - 200 YARD FREESTYLE

| | | |
|-------------------|--------------------------|---------|
| 1. Abby Carlson | Waukesha South/Mukwonago | 1:49.21 |
| 2. Cassie Stegner | Menomonee Falls/Hamilton | 1:49.58 |
| 3. Sydney Stoll | Arrowhead | 1:49.96 |
| 4. Kate Larsen | Muskego | 1:53.47 |
| 5. Emma Gatzke | Waukesha South/Mukwonago | 1:53.81 |

DIVISION 1 - 200 YARD INDIVIDUAL MEDLEY

| | | |
|----------------------|---------------------------|---------|
| 1. Emma Lasecki | Bay Port | 2:00.66 |
| 2. Campbell Stoll | Arrowhead | 2:02.77 |
| 3. Brigitta Neverman | Green Bay Southwest Co-op | 2:03.98 |
| 4. Reese Tiltmann | Brookfield East | 2:06.66 |
| 5. Brigid Gwidt | Cedarburg | 2:06.78 |

DIVISION 1 - 50 YARD FREESTYLE

| | | |
|---------------------------|-----------------|-------|
| 1. Sophie Fiske | Sun Prairie | 22.93 |
| 2. Abby Wanezek | Brookfield East | 23.11 |
| 3. Maya Novack | Cedarburg | 23.49 |
| 4. Gabriela Pierobon Mays | Middleton | 23.55 |
| 5. Lucy Thomas | Brookfield East | 23.71 |

DIVISION 1 - 100 YARD BUTTERFLY

| | | |
|------------------------|-----------------|-------|
| 1. Emma Lasecki | Bay Port | 54.21 |
| 2. Reilly Tiltmann | Brookfield East | 54.28 |
| 3. Lauren Malinowski | Wauwatosa West | 55.30 |
| 4. Danielle Cramer | Milton | 55.55 |
| 5. Erin Szczupakiewicz | Muskego | 55.87 |

DIVISION 1 - 100 YARD FREESTYLE

| | | |
|--------------------|--------------------------|-------|
| 1. Sophie Fiske | Sun Prairie | 49.82 |
| 2. Cassie Stegner | Menomonee Falls/Hamilton | 50.97 |
| 3. Maya Novack | Cedarburg | 51.20 |
| 4. Kate Larsen | Muskego | 51.41 |
| 5. Sabina Mrzyglod | Germantown | 52.12 |

DIVISION 1 - 500 YARD FREESTYLE

| | | |
|------------------------|--------------------------|---------|
| 1. Sydney Stoll | Arrowhead | 4:54.85 |
| 2. Abby Carlson | Waukesha South/Mukwonago | 4:54.90 |
| 3. Erin Szczupakiewicz | Muskego | 4:58.00 |
| 4. Jackie House | Madison Memorial | 5:01.56 |
| 5. Meredith Bangs | Muskego | 5:02.79 |

DIVISION 1 - 200 YARD FREESTYLE RELAY

| | | |
|-----------------------------|--|---------|
| 1. Sun Prairie | (Paige Rundahl, Hannah Marshall, Grace Sala, Sophie Fiske) | 1:35.20 |
| 2. Waukesha South/Mukwonago | | 1:36.50 |
| 3. Arrowhead | | 1:36.54 |
| 4. Middleton | | 1:36.59 |
| 5. Madison Memorial | | 1:37.52 |

DIVISION 1 - 100 YARD BACKSTROKE

| | | |
|---------------------------|-----------------|-------|
| 1. Reilly Tiltmann | Brookfield East | 52.88 |
| 2. Abby Wanezek | Brookfield East | 54.46 |
| 3. Gabriela Pierobon Mays | Middleton | 54.74 |
| 4. Ali Beay | Germantown | 55.23 |
| 5. Danielle Cramer | Milton | 55.57 |

DIVISION 1 - 100 YARD BREASTSTROKE

| | | |
|-------------------|--------------------|---------|
| 1. Lucy Thomas | Brookfield East | 1:02.33 |
| 2. Ella Stein | Hudson | 1:03.42 |
| 3. Brigid Gwidt | Cedarburg | 1:03.72 |
| 4. Anna Kult | Brookfield Central | 1:03.87 |
| 5. Elizabeth Weil | Cedarburg | 1:04.40 |

DIVISION 1 - 400 YARD FREESTYLE RELAY

| | | |
|--------------------|---|---------|
| 1. Sun Prairie | (Bree Moericke, Grace Sala, Janelle Schulz, Sophie Fiske) | 3:25.86 |
| 2. Brookfield East | | 3:26.66 |
| 3. Arrowhead | | 3:29.27 |
| 4. Muskego | | 3:29.81 |
| 5. Middleton | | 3:30.51 |

DIVISION 1 - TEAM SCORES

| | |
|-----------------------------|--------|
| 1. Brookfield East | 243 |
| 2. Arrowhead | 220 |
| 3. Sun Prairie | 212.50 |
| 4. Muskego | 192 |
| 5. Waukesha South/Mukwonago | 146 |

DIVISION 2 - DIVING

| | | |
|-------------------|-----------------------|--------|
| 1. Bella Smith | Whitnall | 440.60 |
| 2. Kamylna Held | Whitnall | 427.85 |
| 3. Madison Berg | River Falls | 401.15 |
| 4. Mya Bokerman | New Berlin Eisenhower | 396.65 |
| 5. Sophia Scolman | Grafton | 387.30 |

DIVISION 2 - 200 YARD MEDLEY RELAY

| | | |
|--------------------------|---|----------|
| 1. Edgewood Sacred Heart | (Anna teDuits, Abby Reid, Izzy Enz, Maeve O'Driscoll) | 1:44.51R |
| 2. McFarland | | 1:47.20 |
| 3. Baraboo | | 1:48.59 |
| 4. Ashwaubenon | | 1:48.67 |
| 5. Rhinelander | | 1:49.08 |

DIVISION 2 - 200 YARD FREESTYLE

| | | |
|-------------------|-----------------------|---------|
| 1. Ellery Ottem | River Falls | 1:49.54 |
| 2. Izzy Enz | Edgewood Sacred Heart | 1:52.55 |
| 3. Kylee Theiler | Tomahawk | 1:52.98 |
| 4. Sofia Bormett | Stoughton | 1:54.56 |
| 5. Amelia Kuennen | Shorewood | 1:55.13 |

DIVISION 2 - 200 YARD INDIVIDUAL MEDLEY

| | | |
|--------------------|-----------------------|---------|
| 1. Anna teDuits | Edgewood Sacred Heart | 2:06.28 |
| 2. Ella Houwers | Whitewater | 2:06.99 |
| 3. Amie Barrow | Shorewood | 2:09.35 |
| 4. Anna Oleniczak | New Berlin Eisenhower | 2:09.66 |
| 5. Mckenzie Hammer | Monroe/New Glarus | 2:11.61 |

DIVISION 2 - 50 YARD FREESTYLE

| | | |
|---------------------|-----------------------|-------|
| 1. Maeve O'Driscoll | Edgewood Sacred Heart | 23.30 |
| 2. Abby Reid | Edgewood Sacred Heart | 23.49 |
| 3. Bry Bellile | Ashwaubenon | 23.55 |
| 4. Hannah Kujawa | Greendale | 24.04 |
| 5. Faith Forsberg | Rice Lake | 24.52 |

DIVISION 2 - 100 YARD BUTTERFLY

| | | |
|--------------------|-----------------------|-------|
| 1. Malia Francis | Rhineland | 56.23 |
| 2. Hallory Domnick | Ashwaubenon | 57.61 |
| 3. Izzy Enz | Edgewood Sacred Heart | 58.09 |
| 3. Emily Landwehr | McFarland | 58.09 |
| 5. Emma Harris | Whitefish Bay | 58.12 |

DIVISION 2 - 100 YARD FREESTYLE

| | | |
|---------------------|-----------------------|-------|
| 1. Ellery Ottem | River Falls | 50.70 |
| 2. Abby Reid | Edgewood Sacred Heart | 51.59 |
| 3. Bry Bellile | Ashwaubenon | 51.70 |
| 3. Maeve O'Driscoll | Edgewood Sacred Heart | 51.70 |
| 5. Kylee Theiler | Tomahawk | 52.02 |

DIVISION 2 - 500 YARD FREESTYLE

| | | |
|---------------------|-------------------|---------|
| 1. Hallory Domnick | Ashwaubenon | 5:04.85 |
| 2. Jocelyn Zgola | Greendale | 5:11.47 |
| 3. Morgan Erstad | Monroe/New Glarus | 5:14.47 |
| 4. Makenna Winnicki | Rhineland | 5:15.55 |
| 5. Brianna Zimdars | Whitewater | 5:18.20 |

DIVISION 2 - 200 YARD FREESTYLE RELAY

| | | |
|--------------------------|---|----------|
| 1. Edgewood Sacred Heart | (Maeve O'Driscoll, DeeDee Walker, Sophie Reed, Abby Reid) | 1:34.76R |
| 2. DeForest | | 1:39.62 |
| 3. Sauk Prairie | | 1:40.22 |
| 4. Rice Lake | | 1:40.27 |
| 5. Greendale | | 1:40.32 |

DIVISION 2 - 100 YARD BACKSTROKE

| | | |
|-------------------|-----------------------|-------|
| 1. Malia Francis | Rhineland | 54.72 |
| 2. Mara Freeman | McFarland | 55.68 |
| 3. Anna teDuits | Edgewood Sacred Heart | 55.97 |
| 4. Emma Harris | Whitefish Bay | 58.09 |
| 5. Anna Oleniczak | New Berlin Eisenhower | 58.83 |

DIVISION 2 - 100 YARD BREASTSTROKE

| | | |
|-------------------|------------|---------|
| 1. Ella Houwers | Whitewater | 1:05.07 |
| 2. Emily Landwehr | McFarland | 1:05.89 |
| 3. Ella Weaver | McFarland | 1:06.64 |
| 4. Ella Lohr | Baraboo | 1:06.69 |
| 5. Amie Barrow | Shorewood | 1:06.94 |

DIVISION 2 - 400 YARD FREESTYLE RELAY

| | | |
|--------------------------|--|---------|
| 1. Edgewood Sacred Heart | (Izzy Enz, Anna teDuits, Sophie Reed, DeeDee Walker) | 3:29.54 |
| 2. Ashwaubenon | | 3:36.75 |
| 3. Greendale | | 3:37.32 |
| 4. Shorewood | | 3:38.10 |
| 5. McFarland | | 3:38.22 |

DIVISION 2 - TEAM SCORES

| | |
|--------------------------|--------|
| 1. Edgewood Sacred Heart | 290 |
| 2. McFarland | 163.50 |
| 3. Ashwaubenon | 141.50 |
| 4. Shorewood | 125 |
| 5. Rhineland | 118 |



Individual Champions by Event

Diving

| Yr. | Name (School) | Mark |
|------|--|--------|
| 1970 | Darlie Damron (Madison West) | 149.60 |
| 1971 | Darlie Damron (Madison West) | 194.90 |
| 1972 | Carol Cooper (Madison East) | 278.75 |
| 1973 | Carol Cooper (Madison East) | 161.5 |
| 1974 | Keli Heckel (Wauwatosa West) | 381.96 |
| 1975 | Vicki Schweiger (Menomonee Falls East) | 385.68 |
| 1976 | Adriana Holy (Appleton East) | 374.88 |
| 1977 | Adriana Holy (Appleton East) | 367.41 |
| 1978 | Annette Greis (Homestead) | 425.05 |
| 1979 | Karen Walling (Brookfield East) | 453.45 |
| 1980 | Tami Merrill (Homestead) | 439.20 |
| 1981 | Karen Walling (Brookfield East) | 447.95 |
| 1982 | Sue Deadman (Madison La Follette) | 439.20 |
| 1983 | Amy Hansen (Cedarburg) | 468.90 |
| 1984 | Amy Hansen (Cedarburg) | 462.15 |
| 1985 | Kim Dornburg (Green Bay East) | 437.05 |
| 1986 | Tami Schubert (Muskego) | 442.20 |
| 1987 | Laurie Gaudes (Menomonee Falls) | 444.25 |
| 1988 | Laurie Gaudes (Menomonee Falls) | 453.30 |
| 1989 | Rosie Fredricks (Waukesha South) | 404.55 |
| 1990 | Sara Ryder (Eau Claire Memorial) | 382.45 |
| 1991 | Katie Retzlaff (Wauwatosa East) | 373.20 |
| 1992 | 1-Katie Retzlaff (Wauwatosa East) | 338.55 |
| | 2-Gina Ketelhohn (Brown Deer) | 373.45 |
| 1993 | 1-Stephanie Sadowski (Meno. Falls/Ham.) | 378.75 |
| | 2-Gina Ketelhohn (Brown Deer) | 449.60 |
| 1994 | 1-Wendy Moch (Eau Claire Memorial) | 387.30 |
| | 2-Gina Ketelhohn (Brown Deer) | 475.10 |
| 1995 | 1-Wendy Moch (Eau Claire Memorial) | 384.30 |
| | 2-Gina Ketelhohn (Brown Deer) | 480.00 |
| 1996 | 1-Courtney Colbert (Mil. King/Art/Wash.) | 434.60 |
| | 2-Kristy Guenther (Brookfield Central) | 438.90 |
| 1997 | 1-Stephanie Gould (Appleton North) | 433.20 |
| | 2-Erin Prasse (Brookfield East) | 432.65 |
| 1998 | 1-Krystina Herzog (Racine Horlick) | 442.95 |
| | 2-Mandy Mueller (New Berlin West) | 433.75 |
| 1999 | 1-Hannah Burgard (West Bend West) | 407.65 |
| | 2-Mandy Mueller (New Berlin West) | 450.05 |
| 2000 | 1-Melissa Kaiser (Eau Claire Memorial) | 426.05 |
| | 2-Ali Bunting (Grafton) | 419.10 |
| 2001 | 1-Erin Blumberg (Appleton West/Kimberly) | 447.90 |
| | 2-Crystal Szymanski (Whitnall) | 433.65 |
| 2002 | 1-Lauren LeRoy (Oshkosh North) | 462.40 |
| | 2-Crystal Szymanski (Whitnall) | 443.80 |
| 2003 | 1-Lauren LeRoy (Oshkosh North) | 502.45 |
| | 2-Samantha Feinauer (Whitnall) | 442.35 |
| 2004 | 1-Tiffany Robak (Pius XI) | 422.00 |
| | 2-Kyley Hearn (Madison Edgewood) | 395.40 |
| 2005 | 1-Tiffany Robak (Pius XI) | 440.30 |
| | 2-Kyley Hearn (Madison Edgewood) | 381.00 |
| 2006 | 1-Kylie Rosenstock (Madison West) | 454.00 |
| | 2-Sam Koch (New Berlin West) | 374.70 |
| 2007 | 1-Kylie Rosenstock (Madison West) | 440.00 |
| | 2-Morgan Hearn (Madison Edgewood) | 389.60 |
| 2008 | 1-Kylie Rosenstock (Madison West) | 471.60 |
| | 2-Laura Van de Boom (Port Washington) | 384.45 |
| 2009 | 1-Kylie Rosenstock (Madison West) | 475.60 |
| | 2-Kristin Capcik (Milwaukee Lutheran) | 425.00 |
| 2010 | 1-Lauren Callin (Middleton) | 456.15 |
| | 2-Rachel Stave (Whitnall) | 470.20 |
| 2011 | 1-Rachel Margis (Racine Park) | 438.15 |
| | 2-Rachel Stave (Whitnall) | 444.20 |
| 2012 | 1-Greysen Hertting (Neenah) | 470.65 |
| | 2-Rachel Stave (Whitnall) | 497.30 |
| 2013 | 1-Hazel Hertting (Neenah) | 463.10 |
| | 2-Ginger Lingard (Edgewood Sacred Heart) | 451.10 |
| 2014 | 1-Hazel Hertting (Neenah) | 576.45 |
| | 2-Ginger Lingard (Edgewood Sacred Heart) | 525.45 |
| 2015 | 1-Tatum Thompkins (Racine Case) | 466.50 |
| | 2-Ginger Lingard (Edgewood Sacred Heart) | 501.65 |
| 2016 | 1-Av Osero (Neenah) | 508.65 |
| | 2-Ginger Lingard (Edgewood Sacred Heart) | 498.90 |
| 2017 | 1-Av Osero (Neenah) | 511.50 |
| | 2-Nikki Benedict (Monona Grove) | 481.20 |
| 2018 | 1-Av Osero (Neenah) | 515.20 |
| | 2-Trinity McNall (Monona Grove) | 468.80 |
| 2019 | 1-Av Osero (Neenah) | 498.15 |
| | 2-Bella Smith (Whitnall) | 440.60 |

200 Medley Relay

| Yr. | Name (School) | Time |
|------|------------------|--------|
| 1970 | Madison Memorial | 2:09.5 |
| 1971 | Madison East | 2:05.8 |

| | | |
|------|--------------------------------|---------|
| 1972 | Madison East | 2:05.4 |
| 1973 | Madison East | 2:02.21 |
| 1974 | Madison Memorial | 1:58.05 |
| 1975 | Madison Memorial | 1:58.46 |
| 1976 | Homestead | 1:55.95 |
| 1977 | Madison West | 1:56.12 |
| 1978 | Madison West | 1:53.14 |
| 1979 | Greendale | 1:52.84 |
| 1980 | Madison West | 1:55.55 |
| 1981 | Madison West | 1:50.86 |
| 1982 | Madison West | 1:49.83 |
| 1983 | Racine Case | 1:52.89 |
| 1984 | West Bend West | 1:51.02 |
| 1985 | Madison Memorial | 1:51.97 |
| 1986 | Madison West | 1:54.33 |
| 1987 | Madison Memorial | 1:51.92 |
| 1988 | Madison Memorial | 1:47.9 |
| 1989 | Madison West | 1:48.20 |
| 1990 | Madison Memorial | 1:48.54 |
| 1991 | Madison West | 1:49.37 |
| 1992 | 1-Madison West | 1:48.44 |
| | 2-Germantown | 1:53.29 |
| 1993 | 1-Arrowhead | 1:48.26 |
| | 2-Rhineland | 1:54.33 |
| 1994 | 1-Madison Memorial | 1:49.56 |
| | 2-Hudson | 1:50.36 |
| 1995 | 1-Madison West | 1:48.67 |
| | 2-Shorewood | 1:51.87 |
| 1996 | 1-Madison West | 1:47.55 |
| | 2-Shorewood | 1:51.97 |
| 1997 | 1-Madison West | 1:48.55 |
| | 2-Whitnall | 1:50.60 |
| 1998 | 1-Madison Memorial | 1:46.80 |
| | 2-Whitnall | 1:52.26 |
| 1999 | 1-Arrowhead | 1:48.61 |
| | 2-Whitnall | 1:52.78 |
| 2000 | 1-Madison Memorial | 1:48.05 |
| | 2-Whitnall | 1:47.38 |
| 2001 | 1-Madison Memorial | 1:47.46 |
| | 2-Whitnall | 1:51.52 |
| 2002 | 1-Arrowhead | 1:46.40 |
| | 2-Sauk Prairie | 1:50.38 |
| 2003 | 1-Arrowhead | 1:44.20 |
| | 2-Baraboo | 1:52.85 |
| 2004 | 1-Arrowhead | 1:43.16 |
| | 2-Catholic Memorial | 1:50.22 |
| 2005 | 1-Arrowhead | 1:42.71 |
| | 2-DeForest | 1:51.95 |
| 2006 | 1-Arrowhead | 1:45.17 |
| | 2-Greendale | 1:51.81 |
| 2007 | 1-Madison East | 1:47.78 |
| | 2-New London | 1:51.35 |
| 2008 | 1-Badger/Big Foot/Williams Bay | 1:45.64 |
| | 2-Catholic Memorial | 1:48.58 |
| 2009 | 1-Arrowhead | 1:45.48 |
| | 2-Whitefish Bay | 1:48.47 |
| 2010 | 1-Arrowhead | 1:44.70 |
| | 2-Plymouth | 1:48.72 |
| 2011 | 1-Arrowhead | 1:44.35 |
| | 2-Shorewood | 1:47.74 |
| 2012 | 1-Arrowhead | 1:44.44 |
| | 2-Grafton | 1:48.47 |
| 2013 | 1-Arrowhead | 1:44.23 |
| | 2-Shorewood | 1:46.22 |
| 2014 | 1-Arrowhead | 1:43.96 |
| | 2-DeForest | 1:47.69 |
| 2015 | 1-Verona Area/Mount Horeb | 1:43.96 |
| | 2-Grafton | 1:45.87 |
| 2016 | 1-Cedarburg | 1:43.44 |
| | 2-Grafton | 1:46.13 |
| 2017 | 1-Middleton | 1:42.92 |
| | 2-Edgewood of the Sacred Heart | 1:44.59 |
| 2018 | 1-Verona Area/Mount Horeb | 1:43.34 |
| | 2-McFarland | 1:45.78 |
| 2019 | 1-Brookfield East | 1:42.54 |
| | 2-Edgewood Sacred Heart | 1:44.51 |

200 Freestyle

| Yr. | Name (School) | Time |
|------|--------------------------------|---------|
| 1970 | Sue Wise (Madison Memorial) | 2:09.3 |
| 1971 | Martha Farley (Racine Horlick) | 2:10.9 |
| 1972 | Bobbi Reif (Madison Memorial) | 2:03.9 |
| 1973 | Molly Baer (Madison West) | 2:01.51 |
| 1974 | Molly Frantz (Waukesha South) | 1:57.48 |
| 1975 | Molly Baer (Madison West) | 1:55.79 |

| | | |
|------|--|---------|
| 1976 | Laurie Ostby (Madison East) | 1:56.67 |
| 1977 | Molly Frantz (Waukesha South) | 1:54.37 |
| 1978 | Tricia Pagach (Brookfield Central) | 1:56.15 |
| 1979 | Tricia Pagach (Brookfield Central) | 1:55.51 |
| 1980 | Heidi Heineke (Madison Memorial) | 1:56.65 |
| 1981 | Jackie Ervin (Madison West) | 1:55.04 |
| 1982 | Betsy Aushwitz (Waukesha South) | 1:53.90 |
| 1983 | Kristen Usowski (Homestead) | 1:53.68 |
| 1984 | Kristen Usowski (Homestead) | 1:53.25 |
| 1985 | Shari Countryman (Brown Deer) | 1:54.87 |
| 1986 | Jill Hutchinson (Madison West) | 1:54.61 |
| 1987 | Chris Herr (Arrowhead) | 1:54.97 |
| 1988 | Karen Iverson (Brookfield Central) | 1:55.13 |
| 1989 | Maria Seymour (Madison West) | 1:53.83 |
| 1990 | Jenny Bryant (Madison Memorial) | 1:54.43 |
| 1991 | 1-Ann Goggins (Oconomowoc) | 2:03.61 |
| 1992 | 1-Michelle Jespersen (Madison West) | 1:48.29 |
| | 2-Brandie Lauterbach (Germantown) | 1:52.97 |
| 1993 | 1-Amy Anderson (Arrowhead) | 1:52.07 |
| | 2-Brandie Lauterbach (Germantown) | 1:53.38 |
| 1994 | 1-Michelle Kramer (Madison Memorial) | 1:52.23 |
| | 2-Jenny Arndt (Ashwaubenon) | 1:54.81 |
| 1995 | 1-Kim Lechmaier (Madison Memorial) | 1:53.93 |
| | 2-Melissa Loehndorf (Germantown) | 1:52.86 |
| 1996 | 1-Amy Mickschl (Milw. Divine Savior) | 1:52.77 |
| | 2-Jamie Belfor (Shorewood) | 1:49.94 |
| 1997 | 1-Jennifer Skolaski (Madison Edgewood) | 1:54.86 |
| | 2-Melissa Loehndorf (Germantown) | 1:52.54 |
| 1998 | 1-Jennifer Skolaski (Madison Edgewood) | 1:52.75 |
| | 2-Caitlin Girdley (Verona Area) | 1:53.69 |
| 1999 | 1-Meghan Medendorp (Arrowhead) | 1:53.44 |
| | 2-Sarah Gardiner (Whitefish Bay) | 1:58.00 |
| 2000 | 1-Jackie Krueger (Arrowhead) | 1:52.41 |
| | 2-Lauren Breunig (Sauk Prairie) | 1:54.45 |
| 2001 | 1-Katy Lieb (Brookfield Central) | 1:53.12 |
| | 2-Jennifer Warrington (Brookfield Academy) | 1:54.95 |
| 2002 | 1-Kari Nettenstrom (Arrowhead) | 1:52.01 |
| | 2-Teri Schramka (Madison Edgewood) | 1:54.17 |
| 2003 | 1-Kristy Brager (Green Bay East/Preble) | 1:51.76 |
| | 2-Teri Schramka (Madison Edgewood) | 1:51.17 |
| 2004 | 1-Kylsie Grimes (Arrowhead) | 1:51.42 |
| | 2-Kelly Winckler (DeForest) | 1:57.19 |
| 2005 | 1-Kylsie Grimes (Arrowhead) | 1:49.95 |
| | 2-Kelly Winckler (DeForest) | 1:54.28 |
| 2006 | 1-Courtney Veerman (Middleton) | 1:50.07 |
| | 2-Kelly Winckler (DeForest) | 1:52.01 |
| 2007 | 1-Stephanie Armstrong (Waukesha West) | 1:50.23 |
| | 2-Kelly Winckler (DeForest) | 1:53.58 |
| 2008 | 1-Jackie Powell (Madison Memorial) | 1:49.21 |
| | 2-Kelsey Hojan-Clark (Brookfield Academy) | 1:50.27 |
| 2009 | 1-Jackie Powell (Madison Memorial) | 1:49.90 |
| | 2-Kelsey Hojan-Clark (Brookfield Academy) | 1:49.13 |
| 2010 | 1-Aja Van Hout (Madison East) | 1:48.09 |
| | 2-Kelsey Hojan-Clark (Brookfield Academy) | 1:49.40 |
| 2011 | 1-Sami Pochowski (Muskego) | 1:48.41 |
| | 2-Madison Tew (New Berlin West) | 1:52.42 |
| 2012 | 1-Abby Jagdfeld (Waukesha South/Mukw.) | 1:47.67 |
| | 2-Kristin Malone (Shorewood) | 1:48.83 |
| 2013 | 1-Katie Drabot (Cedarburg) | 1:46.08 |
| | 2-Kristin Malone (Shorewood) | 1:49.81 |
| 2014 | 1-Katie Drabot (Cedarburg) | 1:45.40 |
| | 2-Madison Tew (New Berlin West) | 1:50.67 |
| 2015 | 1-Katie Drabot (Cedarburg) | 1:44.21 |
| | 2-Kelly Rodriguez (Edgewood Sacred Heart) | 1:52.40 |
| 2016 | 1-Abby Cabush (Arrowhead) | 1:50.77 |
| | 2-Kelly Rodriguez (Edgewood Sacred Heart) | 1:49.41 |
| 2017 | 1-Cassie Stegner (Menomonee Falls/Hamilton) | 1:49.77 |
| | 2-Kelly Rodriguez (Edgewood of the Sacred Heart) | 1:48.39 |
| 2018 | 1-Cassie Stegner (Menomonee Falls/Hamilton) | 1:49.21 |
| | 2-Sofia Bornett (Stoughton) | 1:53.30 |
| 2019 | 1-Abby Carlson (Waukesha South/Mukwonago) | 1:49.21 |
| | 2-Elly Ottem (River Falls) | 1:49.54 |

200 Individual Medley

| Yr. | Name (School) | Time |
|------|-------------------------------------|---------|
| 1972 | Laura Crissinger (Madison Memorial) | 2:23.6 |
| 1973 | Lori Johnson (Madison West) | 2:17.76 |
| 1974 | Molly Baer (Madison West) | 2:12.18 |
| 1975 | Robin Reif (Madison Memorial) | 2:14.21 |
| 1976 | Kathy Treible (Brookfield Central) | 2:10.51 |
| 1977 | Kathy Treible (Brookfield Central) | 2:08.69 |
| 1978 | Kathy Treible (Brookfield Central) | 2:06.36 |
| 1979 | Kathy Treible (Brookfield Central) | 2:10.51 |
| 1980 | Sue Horinek (Madison Memorial) | 2:11.83 |
| 1981 | Sarah Schuchmann (Whitefish Bay) | 2:11.68 |

INDIVIDUAL CHAMPIONS BY EVENT - CONTINUED

| | | |
|------|--|---------|
| 1982 | Amy Justesen (Germantown) | 2:11.81 |
| 1983 | Leslie Biegler (Brookfield East) | 2:09.23 |
| 1984 | Leslie Biegler (Brookfield East) | 2:06.17 |
| 1985 | Jenny Groiss (Homestead) | 2:09.23 |
| 1986 | Kris Neidhoefer (Arrowhead) | 2:05.68 |
| 1987 | Kris Neidhoefer (Arrowhead) | 2:04.26 |
| 1988 | Effie Turnbull (Brown Deer) | 2:09.10 |
| 1989 | Katrina Kutzbach (Madison West) | 2:08.63 |
| 1990 | Katrina Kutzbach (Madison West) | 2:06.40 |
| 1991 | Renee Gamboa (Franklin) | 2:03.61 |
| 1992 | 1-Ann Goggins (Oconomowoc) | 2:06.49 |
| | 2-Chris Noerenberg (Wauwatosa West) | 2:15.44 |
| 1993 | 1-Terri Jashinsky (Meno. Falls/Ham.) | 2:06.82 |
| | 2-Renee Gamboa (Franklin) | 2:11.48 |
| 1994 | 1-Terri Jashinsky (Meno. Falls/Ham.) | 2:04.91 |
| | 2-Ann Cahoy (Hudson) | 2:08.72 |
| 1995 | 1-Pam Hanson (La Crosse Central) | 2:05.50 |
| | 2-Anna Carollo (Shorewood) | 2:06.26 |
| 1996 | 1-Pam Hanson (La Crosse Central) | 2:03.74 |
| | 2-Lindsey Highstrom (Cedarburg) | 2:04.63 |
| 1997 | 1-Jennifer Skolaski (Madison Edgewood) | 2:08.63 |
| | 2-Lindsey Highstrom (Cedarburg) | 2:05.19 |
| 1998 | 1-Jane Evans (Madison Memorial) | 2:04.05 |
| | 2-Heidi Kitscheit (DeForest) | 2:13.25 |
| 1999 | 1-Jane Evans (Madison Memorial) | 2:04.05 |
| | 2-Lauren Breunig (Sauk Prairie) | 2:08.99 |
| 2000 | 1-Jane Evans (Madison Memorial) | 2:04.51 |
| | 2-Jennifer Skolaski (Madison Edgewood) | 2:05.09 |
| 2001 | 1-Jane Evans (Madison Memorial) | 2:04.22 |
| | 2-Lauren Breunig (Sauk Prairie) | 2:07.03 |
| 2002 | 1-Andrea Boritzke (Arrowhead) | 2:02.86 |
| | 2-Lauren Breunig (Sauk Prairie) | 2:03.89 |
| 2003 | 1-Andrea Boritzke (Arrowhead) | 2:02.98 |
| | 2-Molly Finn (Catholic Memorial) | 2:07.38 |
| 2004 | 1-Andrea Boritzke (Arrowhead) | 2:01.39 |
| | 2-Molly Finn (Catholic Memorial) | 2:06.49 |
| 2005 | 1-Andrea Boritzke (Arrowhead) | 2:03.67 |
| | 2-Bailey Nennig (Grafton) | 2:10.28 |
| 2006 | 1-Jamie Barrett (Arrowhead) | 2:03.81 |
| | 2-Beth Schramka (Madison Edgewood) | 2:10.46 |
| 2007 | 1-Aja Van Hout (Madison East) | 2:06.61 |
| | 2-Claire Chamberlain (Shorewood) | 2:08.77 |
| 2008 | 1-Aja Van Hout (Madison East) | 2:01.69 |
| | 2-Claire Chamberlain (Shorewood) | 2:03.95 |
| 2009 | 1-Aja Van Hout (Madison East) | 2:00.06 |
| | 2-Jennah Haney (Milton) | 2:04.83 |
| 2010 | 1-Aja Van Hout (Madison East) | 2:01.79 |
| | 2-Bridgette Alexander (Milton) | 2:05.98 |
| 2011 | 1-Haley Pietila (Arrowhead) | 2:04.21 |
| | 2-Bridgette Alexander (Milton) | 2:05.30 |
| 2012 | 1-Katie Drabot (Cedarburg) | 2:00.23 |
| | 2-Bridgette Alexander (Milton) | 2:04.54 |
| 2013 | 1-Katie Drabot (Cedarburg) | 1:59.89 |
| | 2-Rachel Munson (Shorewood) | 2:03.00 |
| 2014 | 1-Kierston Farley-Seppe (Waukesha So./Mukw.) | 2:00.91 |
| | 2-Rachel Munson (Shorewood) | 2:03.02 |
| 2015 | 1-Lillie Hosack (Cedarburg) | 2:00.51 |
| | 2-Carolyn Jungers (Greendale) | 2:05.12 |
| 2016 | 1-Lillie Hosack (Cedarburg) | 1:59.57 |
| | 2-Kiah Francis (Rhineland) | 2:03.30 |
| 2017 | 1-Lillie Hosack (Cedarburg) | 1:58.13 |
| | 2-Jenna Silvestri (Edgewood of the Sacred Heart) | 2:04.03 |
| 2018 | 1-Grace Bennin (Verona Area/Mount Horeb) | 1:59.93 |
| | 2-Mekenzie Hammer (Monroe/New Glarus) | 2:08.37 |
| 2019 | 1-Emma Lasecki (Bay Port) | 2:00.66 |
| | 2-Anna teDuits (Edgewood of the Sacred Heart) | 2:06.28 |

100 Individual Medley

| Yr. | Name (School) | Time |
|------|-----------------------|--------|
| 1970 | JoAnn Price (Nicolet) | 1:06.0 |
| 1971 | JoAnn Price (Nicolet) | 1:05.8 |

50 Freestyle

| Yr. | Name (School) | Time |
|------|--|-------|
| 1970 | Carol Borman (Madison East) | 28.2 |
| 1971 | Barbara Pawlowski (Menasha) | 26.4 |
| 1972 | Sue Olds (Green Bay Preble) | 26.6 |
| 1973 | Sue Olds (Green Bay Preble) | 26.22 |
| 1974 | Kathy Groiss (Whitefish Bay) | 25.21 |
| 1975 | Kathy Groiss (Homestead) | 24.81 |
| 1976 | Cindy Peters (Brookfield Central) | 25.16 |
| 1977 | Mary Coluccy (Madison Memorial) | 24.84 |
| 1978 | Jenny Van Alstyne (Menomonee Falls East) | 24.95 |
| 1979 | Sarah Gengler (Nicolet) | 24.85 |
| 1980 | Ann Drolsom (Madison West) | 24.55 |
| 1981 | Betsy Aushwitz (Waukesha South) | 24.23 |
| 1982 | Ann Drolsom (Madison West) | 23.49 |
| 1983 | Ann Drolsom (Madison West) | 23.59 |

| | | |
|------|---|-------|
| 1984 | Jenny Gullickson (Janesville Parker) | 24.44 |
| 1985 | Molly Hegarty (Nicolet) | 24.37 |
| 1986 | Chris Fredrick (Hartford) | 24.51 |
| 1987 | Karen Iverson (Brookfield Central) | 24.45 |
| 1988 | Danielle Strader (Madison Memorial) | 23.70 |
| 1989 | Michelle Jespersion (Madison West) | 24.20 |
| 1990 | Michelle Jespersion (Madison West) | 23.37 |
| 1991 | Michelle Jespersion (Madison West) | 23.34 |
| 1992 | 1-Andrea Wolosz (Madison Memorial) | 24.41 |
| | 2-Lindsay Byrka (Rhineland) | 24.72 |
| 1993 | 1-Angie Jashinsky (Meno. Falls/Ham.) | 24.40 |
| | 2-Lindsay Byrka (Rhineland) | 24.47 |
| 1994 | 1-Susie Topp (Middleton) | 23.82 |
| | 2-Jamie Belfor (Shorewood) | 23.75 |
| 1995 | 1-Cortnee Adams (Appleton North) | 23.64 |
| | 2-Jamie Belfor (Shorewood) | 23.90 |
| 1996 | 1-Cortnee Adams (Appleton North) | 23.36 |
| | 2-Sarah Agena (Whitnall) | 24.18 |
| 1997 | 1-Cortnee Adams (Appleton North) | 23.31 |
| | 2-Sarah Wanezek (Brookfield East) | 23.60 |
| 1998 | 1-Cortnee Adams (Appleton North) | 23.00 |
| | 2-Katie Haeger (Whitnall) | 24.01 |
| 1999 | 1-Angie Jashinsky (Meno. Falls/Ham.) | 24.05 |
| | 2-Katie Haeger (Whitnall) | 24.30 |
| 2000 | 1-Jackie Flint (Madison Memorial) | 23.68 |
| | 2-Katie Haeger (Whitnall) | 24.37 |
| 2001 | 1-Sara Petric (Homestead) | 23.87 |
| | 2-Emma Haeger (Whitnall) | 24.24 |
| 2002 | 1-Jenny Will (Homestead) | 24.13 |
| | 2-Emma Haeger (Whitnall) | 24.11 |
| 2003 | 1-Jenny Will (Homestead) | 23.79 |
| | 2-Elle Radke (Monroe) | 23.98 |
| 2004 | 1-Stephanie Fisher (Arrowhead) | 24.18 |
| | 2-Elle Radke (Monroe) | 24.33 |
| 2005 | 1-Nicole Landisch (Arrowhead) | 23.81 |
| | 2-Beckie Thompson (New Berlin West) | 23.80 |
| 2006 | 1-Nicole Landisch (Arrowhead) | 23.52 |
| | 2-Beckie Thompson (New Berlin West) | 23.31 |
| 2007 | 1-Ruby Martin (Madison East) | 23.63 |
| | 2-Beckie Thompson (New Berlin West) | 23.26 |
| 2008 | 1-Ruby Martin (Madison East) | 23.10 |
| | 2-Hayley Martin (Monona Grove) | 25.19 |
| 2009 | 1-Ivy Martin (Madison East) | 23.55 |
| | 2-Savanna Townsend (Sturgeon Bay/Sevastopol) | 23.86 |
| 2010 | 1-Ivy Martin (Madison East) | 23.22 |
| | 2-Alli Belford (New Berlin Eisenhower) | 23.55 |
| 2011 | 1-Mary Warren (Arrowhead) | 23.37 |
| | 2-Alli Belford (New Berlin Eisenhower) | 23.43 |
| 2012 | 1-Beata Nelson (Verona Area) | 22.97 |
| | 2-Savanna Townsend (Sturgeon Bay/Sevastopol) | 23.74 |
| 2013 | 1-Mary Warren (Arrowhead) | 23.29 |
| | 2-Samantha Senczyczyn (Grafton) | 22.91 |
| 2014 | 1-Kelly Jacob (Arrowhead) | 23.13 |
| | 2-Samantha Senczyczyn (Grafton) | 23.58 |
| 2015 | 1-Kelly Jacob (Arrowhead) | 22.84 |
| | 2-Alexandra Moderski (McFarland) | 22.84 |
| 2016 | 1-Gwen Gustafson (Brookfield Central) | 23.31 |
| | 2-Alexandra Moderski (McFarland) | 23.09 |
| 2017 | 1-Grace Bennin (Verona/Mount Horeb) | 23.27 |
| | 2-Alexandra Moderski (McFarland) | 22.91 |
| 2018 | 1-Sophie Fiske (Sun Prairie) | 23.20 |
| | 2-Alexandra Moderski (McFarland) | 22.77 |
| 2019 | 1-Sophie Fiske (Sun Prairie) | 22.93 |
| | 2-Maeve O'Driscoll (Edgewood of the Sacred Heart) | 23.30 |

100 Butterfly

| Yr. | Name (School) | Time |
|------|--------------------------------------|---------|
| 1973 | Molly Baer (Madison West) | 1:03.32 |
| 1974 | Alison DeGiovanni (West Allis Hale) | 1:00.91 |
| 1975 | Mary Jo Banholzer (Whitefish Bay) | 1:01.18 |
| 1976 | Robin Reif (Madison Memorial) | 59.41 |
| 1977 | Molly Frantz (Waukesha South) | 59.35 |
| 1978 | Connie Wright (Waukesha North) | 57.70 |
| 1979 | Connie Wright (Waukesha North) | 57.19 |
| 1980 | Connie Wright (Waukesha North) | 58.60 |
| 1981 | Connie Wright (Waukesha North) | 57.74 |
| 1982 | Christi Vedejs (Madison West) | 58.34 |
| 1983 | Christi Vedejs (Madison West) | 58.98 |
| 1984 | Molly Hegarty (Nicolet) | 58.80 |
| 1985 | Molly Hegarty (Nicolet) | 58.93 |
| 1986 | Heidi Theder (Watertown) | 58.94 |
| 1987 | Heidi Theder (Watertown) | 58.09 |
| 1988 | Danielle Strader (Madison Memorial) | 57.95 |
| 1989 | Sara Gelting (Oconomowoc) | 57.47 |
| 1990 | Michelle Jespersion (Madison West) | 55.99 |
| 1991 | Renee Gamboa (Franklin) | 55.40 |
| 1992 | 1-Terri Jashinsky (Meno. Falls/Ham.) | 57.63 |
| | 2-Heidi Voss (Grafton) | 1:01.37 |

| | | |
|------|---|-------|
| 1993 | 1-Terri Jashinsky (Meno. Falls/Ham.) | 57.48 |
| | 2-Renee Gamboa (Franklin) | 59.43 |
| 1994 | 1-Terri Jashinsky (Meno. Falls/Ham.) | 56.78 |
| | 2-Jamie Belfor (Shorewood) | 59.32 |
| 1995 | 1-Terri Jashinsky (Meno. Falls/Ham.) | 56.48 |
| | 2-Anna Carollo (Shorewood) | 56.92 |
| 1996 | 1-Emily Zywicke (Homestead) | 58.32 |
| | 2-Lindsey Highstrom (Cedarburg) | 56.09 |
| 1997 | 1-Beth Priest (Madison Memorial) | 57.95 |
| | 2-Lindsey Highstrom (Cedarburg) | 56.21 |
| 1998 | 1-Sarah Wanezek (Brookfield East) | 55.54 |
| | 2-Lindsey Highstrom (Cedarburg) | 56.47 |
| 1999 | 1-Sarah Wanezek (Brookfield East) | 54.55 |
| | 2-Sarah Ciganek (Whitnall) | 58.82 |
| 2000 | 1-Sarah Wanezek (Brookfield East) | 54.85 |
| | 2-Anne Melvin (Colby/Abbotsford) | 59.23 |
| 2001 | 1-Jane Evans (Madison Memorial) | 56.53 |
| | 2-Sarah Gardiner (Whitefish Bay) | 59.60 |
| 2002 | 1-Maggie Zblewski (Arrowhead) | 56.85 |
| | 2-Molly Finn (Catholic Memorial) | 58.10 |
| 2003 | 1-Jenny Gelden (Kenosha Bradford) | 56.29 |
| | 2-Marika Ross (Shorewood) | 56.63 |
| 2004 | 1-Maggie Zblewski (Arrowhead) | 56.81 |
| | 2-Jenna Lennertz (Greendale) | 58.63 |
| 2005 | 1-Maggie Zblewski (Arrowhead) | 56.18 |
| | 2-Jenna Lennertz (Greendale) | 58.36 |
| 2006 | 1-Nicole Landisch (Arrowhead) | 55.80 |
| | 2-Jenna Lennertz (Greendale) | 56.95 |
| 2007 | 1-Emma Goral (Arrowhead) | 55.98 |
| | 2-Jenna Lennertz (Greendale) | 56.23 |
| 2008 | 1-Emma Goral (Arrowhead) | 54.76 |
| | 2-Elli Sellinger (Shorewood) | 56.91 |
| 2009 | 1-Emma Goral (Arrowhead) | 55.27 |
| | 2-Alison Meng (Sauk Prairie) | 57.06 |
| 2010 | 1-Kayla Skenandore (Waukesha South/Mukw.) | 56.06 |
| | 2-Alison Meng (Sauk Prairie) | 55.94 |
| 2011 | 1-Kayla Skenandore (Waukesha South/Mukw.) | 55.14 |
| | 2-Leah Winckler (DeForest) | 56.90 |
| 2012 | 1-Corin VanLanen (Pulaski) | 55.60 |
| | 2-Rina Krupsky (McFarland) | 57.01 |
| 2013 | 1-Beata Nelson (Verona Area) | 52.06 |
| | 2-Autumn Haebig (Grafton) | 55.81 |
| 2014 | 1-Beata Nelson (Verona Area/Mount Horeb) | 51.70 |
| | 2-Autumn Haebig (Grafton) | 55.63 |
| 2015 | 1-Beata Nelson (Verona Area/Mount Horeb) | 51.62 |
| | 2-Sara Hagen (McFarland) | 56.27 |
| 2016 | 1-Gabriela Pierobon Mays (Middleton) | 55.00 |
| | 2-Bella Passamani (New Berlin Eisenhower) | 56.27 |
| 2017 | 1-Gabriela Pierobon Mays (Middleton) | 55.04 |
| | 2-Bella Passamani (New Berlin Eisenhower) | 55.77 |
| 2018 | 1-Reilly Tiltmann (Brookfield East) | 54.56 |
| | 2-Nicole Beckman (Whitnall) | 56.67 |
| 2019 | 1-Emma Lasecki (Bay Port) | 54.21 |
| | 2-Malia Francis (Rhineland) | 56.23 |

50 Butterfly

| Yr. | Name (School) | Time |
|------|--------------------------------|------|
| 1970 | Jean Borman (Madison East) | 30.2 |
| 1971 | Barb Bryant (Madison Memorial) | 29.2 |
| 1972 | Barb Bryant (Madison Memorial) | 28.4 |

100 Freestyle

| Yr. | Name (School) | Time |
|------|---|--------|
| 1970 | Colette Priegel (Menomonee Falls North) | 1:00.5 |
| 1971 | JoAnn Price (Nicolet) | 57.4 |
| 1972 | Colette Priegel (Menomonee Falls North) | 58.4 |
| 1973 | Tricia Wise (Madison West) | 58.15 |
| 1974 | Julie Stahl (Madison Memorial) | 54.68 |
| 1975 | Julie Stahl (Madison Memorial) | 54.57 |
| 1976 | Laurie Ostby (Madison East) | 54.51 |
| 1977 | Kit Nimitz (Cedarburg) | 53.68 |
| 1978 | Sarah Gengler (Nicolet) | 53.44 |
| 1979 | Kathy Treible (Brookfield Central) | 53.82 |
| 1980 | Sarah Gengler (Nicolet) | 53.59 |
| 1981 | Ann Drolsom (Madison West) | 52.56 |
| 1982 | Ann Drolsom (Madison West) | 51.46 |
| 1983 | Ann Drolsom (Madison West) | 51.44 |
| 1984 | Kristen Usowski (Homestead) | 52.51 |
| 1985 | Jenny Groiss (Homestead) | 53.58 |
| 1986 | Jill Hutchinson (Madison West) | 53.33 |
| 1987 | Kris Neidhoefer (Arrowhead) | 52.03 |
| 1988 | Karen Iverson (Brookfield Central) | 52.26 |
| 1989 | Michelle Jespersion (Madison West) | 52.55 |
| 1990 | Kari Haag (DeForest) | 52.65 |
| 1991 | Michelle Jespersion (Madison West) | 50.17 |
| 1992 | 1-Michelle Jespersion (Madison West) | 50.61 |
| | 2-Lindsay Byrka (Rhineland) | 53.88 |
| 1993 | 1-Susie Topp (Middleton) | 52.62 |
| | 2-Jamie Belfor (Shorewood) | 52.92 |

INDIVIDUAL CHAMPIONS BY EVENT - CONTINUED

| | | |
|-------------|--|-------|
| 1994 | 1-Michelle Kramer (Madison Memorial) | 52.44 |
| | 2-Anna Carollo (Shorewood) | 52.99 |
| 1995 | 1-Kim Lechmaier (Madison Memorial) | 52.22 |
| | 2-Jamie Belfor (Shorewood) | 52.00 |
| 1996 | 1-Cortnee Adams (Appleton North) | 51.42 |
| | 2-Renee Porter (Wauwatosa West) | 52.90 |
| 1997 | 1-Cortnee Adams (Appleton North) | 52.32 |
| | 2-Kinsey Eschenburg (Shorewood) | 52.86 |
| 1998 | 1-Cortnee Adams (Appleton North) | 49.77 |
| | 2-Katie Haeger (Whitnall) | 52.31 |
| 1999 | 1-Tracy Duchac (Wis. Rapids Lincoln) | 52.45 |
| | 2-Katie Haeger (Whitnall) | 53.02 |
| 2000 | 1-Sara Petric (Homestead) | 51.60 |
| | 2-Lauren Bruenig (Sauk Prairie) | 52.85 |
| 2001 | 1-Sara Petric (Homestead) | 51.38 |
| | 2-Lauren Bruenig (Sauk Prairie) | 52.38 |
| 2002 | 1-Andrea Boritzke (Arrowhead) | 51.51 |
| | 2-Lauren Bruenig (Sauk Prairie) | 51.61 |
| 2003 | 1-Kristy Brager (Green Bay East/Preble) | 51.80 |
| | 2-Ellye Radke (Monroe) | 52.81 |
| 2004 | 1-Kylsie Grimes (Arrowhead) | 52.19 |
| | 2-Ellye Radke (Monroe) | 53.39 |
| 2005 | 1-Kylsie Grimes (Arrowhead) | 50.74 |
| | 2-Beckie Thompson (New Berlin West) | 52.99 |
| 2006 | 1-Ruby Martin (Madison East) | 51.34 |
| | 2-Beckie Thompson (New Berlin West) | 51.46 |
| 2007 | 1-Stephanie Armstrong (Waukesha West) | 50.71 |
| | 2-Beckie Thompson (New Berlin West) | 50.61 |
| 2008 | 1-Ruby Martin (Madison East) | 50.09 |
| | 2-Abby Diehl (Sauk Prairie) | 52.54 |
| 2009 | 1-Jackie Powell (Madison Memorial) | 50.82 |
| | 2-Elli Sellinger (Shorewood) | 52.69 |
| 2010 | 1-Becca Weiland (Wisconsin Rapids Lincoln) | 50.53 |
| | 2-Savanna Townsend (Sturgeon Bay/Sevastopol) | 52.48 |
| 2011 | 1-Haley Pietila (Arrowhead) | 51.15 |
| | 2-Kristin Malone (Shorewood) | 51.33 |
| 2012 | 1-Abby Jagdfeld (Waukesha South/Mukw.) | 50.54 |
| | 2-Kristin Malone (Shorewood) | 50.28 |
| 2013 | 1-Abby Jagdfeld (Waukesha South/Mukw.) | 49.86 |
| | 2-Samantha Senczyszyn (Grafton) | 50.89 |
| 2014 | 1-Kelly Jacob (Arrowhead) | 50.73 |
| | 2-Samantha Senczyszyn (Grafton) | 50.95 |
| 2015 | 1-Katie Drabot (Cedarburg) | 48.55 |
| | 2-Alexandra Moderski (McFarland) | 50.26 |
| 2016 | 1-Skylar Fore (Cedarburg) | 50.77 |
| | 2-Mallory Fox (Grafton) | 50.46 |
| 2017 | 1-Cassie Stegner (Menomonee Falls/Hamilton) | 51.03 |
| | 2-Alexandra Moderski (McFarland) | 50.69 |
| 2018 | 1-Sophie Fiske (Sun Prairie) | 50.35 |
| | 2-Alexandra Moderski (McFarland) | 49.68 |
| 2019 | 1-Sophie Fiske (Sun Prairie) | 49.82 |
| | 2-Ellery Ottem (River Falls) | 50.70 |

500 Freestyle

| Yr. | Name (School) | Time |
|-------------|--|-------------|
| 1973 | Lori Johnson (Madison West) | 5:24.56 |
| 1974 | Molly Baer (Madison West) | 5:11.98 |
| 1975 | Renee Reif (Madison Memorial) | 5:18.58 |
| 1976 | Tricia Pagach (Brookfield Central) | 5:15.64 |
| 1977 | Julanne Schmidt (Madison West) | 5:06.45 |
| 1978 | Tricia Pagach (Brookfield Central) | 5:12.80 |
| 1979 | Sue Kuglitsch (New Berlin West) | 5:07.68 |
| 1980 | Sue Kuglitsch (New Berlin West) | 5:08.92 |
| 1981 | Sue Kuglitsch (New Berlin West) | 5:03.86 |
| 1982 | Jackie Ervin (Madison West) | 5:08.45 |
| 1983 | Tracey Vanderveldt (Waukesha South) | 5:09.53 |
| 1984 | Tracey Vanderveldt (Waukesha South) | 5:05.50 |
| 1985 | Shari Countryman (Brown Deer) | 5:04.79 |
| 1986 | Shari Countryman (Brown Deer) | 5:09.31 |
| 1987 | Rachel Linnihan (Appleton West) | 5:10.10 |
| 1988 | Dana Kuehn (Verona) | 5:08.12 |
| 1989 | Amy Biddle (Madison West) | 5:03.03 |
| 1990 | Wendy Woods (Madison West) | 5:01.47 |
| 1991 | Wendy Woods (Madison West) | 5:02.27 |
| 1992 | 1-Stephanie Morey (Madison West) | 4:59.38 |
| | 2-Brandie Lauterbach (Germantown) | 5:03.04 |
| 1993 | 1-Amy Anderson (Arrowhead) | 5:01.43 |
| | 2-Brandie Lauterbach (Germantown) | 5:00.78 |
| 1994 | 1-Dana Penn (Sun Prairie) | 5:07.78 |
| | 2-Christie Sass (Berlin) | 5:04.54 |
| 1995 | 1-Dana Penn (Sun Prairie) | 5:05.62 |
| | 2-Melissa Loehndorf (Germantown) | 4:58.10 |
| 1996 | 1-Amy Mickisch (Milw. Divine Savior) | 5:00.73 |
| | 2-Jamie Belfor (Shorewood) | 4:53.94 |
| 1997 | 1-Nicole Korht (Nicolet) | 5:04.99 |
| | 2-Melissa Loehndorf (Germantown) | 4:57.78 |
| 1998 | 1-Jennifer Skolaski (Madison Edgewood) | 5:02.10 |
| | 2-Becky Maas (Shorewood) | 5:07.43 |

| | | |
|-------------|--|---------|
| 1999 | 1-Jennifer Skolaski (Madison Edgewood) | 5:00.98 |
| | 2-Becky Maas (Shorewood) | 5:08.29 |
| 2000 | 1-Maggie Skille (Madison West) | 5:02.89 |
| | 2-Jennifer Skolaski (Madison Edgewood) | 4:56.77 |
| 2001 | 1-Megan Loehndorf (Germantown) | 5:02.07 |
| | 2-Terri Schramka (Madison Edgewood) | 5:03.96 |
| 2002 | 1-Kari Nettenstrom (Arrowhead) | 5:02.18 |
| | 2-Molly Cox (Berlin/Green Lake) | 5:10.82 |
| 2003 | 1-Danielle DeGrand (Green Bay East/Preble) | 5:04.93 |
| | 2-Terri Schramka (Madison Edgewood) | 5:02.40 |
| 2004 | 1-Courtney Veerman (Middleton) | 5:01.85 |
| | 2-Bailey Nennig (Grafton) | 5:05.51 |
| 2005 | 1-Courtney Veerman (Middleton) | 4:59.57 |
| | 2-Kelly Winckler (DeForest) | 5:02.68 |
| 2006 | 1-Courtney Veerman (Middleton) | 4:54.03 |
| | 2-Kelly Winckler (DeForest) | 4:58.77 |
| 2007 | 1-Aja Van Hout (Madison East) | 4:58.68 |
| | 2-Kelly Winckler (DeForest) | 5:00.86 |
| 2008 | 1-Aja Van Hout (Madison East) | 4:48.60 |
| | 2-Kelsey Hojan-Clark (Brookfield Academy) | 4:54.18 |
| 2009 | 1-Aja Van Hout (Madison East) | 4:51.77 |
| | 2-Kelsey Hojan-Clark (Brookfield Academy) | 4:50.19 |
| 2010 | 1-Katie Delaney (Middleton) | 5:00.05 |
| | 2-Kelsey Hojan-Clark (Brookfield Academy) | 4:48.80 |
| 2011 | 1-Natalie Johnson (Cedarburg) | 4:57.74 |
| | 2-Madison Tew (New Berlin West) | 5:02.95 |
| 2012 | 1-Kaersten Meitz (Waukesha South/Mukw.) | 4:52.92 |
| | 2-Ellen Stello (Shorewood) | 4:58.34 |
| 2013 | 1-Kaersten Meitz (Waukesha South/Mukw.) | 4:49.22 |
| | 2-Autumn Haebig (Grafton) | 4:56.54 |
| 2014 | 1-Katie Drabot (Cedarburg) | 4:43.09 |
| | 2-Autumn Haebig (Grafton) | 4:57.77 |
| 2015 | 1-Cassy Jernberg (Milw. King/Washington) | 4:46.93 |
| | 2-Autumn Haebig (Grafton) | 4:54.72 |
| 2016 | 1-Rachel Powers (Sun Prairie) | 4:56.19 |
| | 2-Autumn Haebig (Grafton) | 4:47.79 |
| 2017 | 1-Sophie Henshue (Verona/Mount Horeb) | 4:58.29 |
| | 2-Kelly Rodriguez (Edgewood of the Sacred Heart) | 4:53.64 |
| 2018 | 1-Hannah Aegerter (Middleton) | 4:55.48 |
| | 2-DeeDee Walker (Edgewood of the Sacred Heart) | 5:04.88 |
| 2019 | 1-Sydney Stoll (Arrowhead) | 4:54.84 |
| | 2-Hallory Domnick (Ashwaubenon) | 5:04.85 |

400 Freestyle

| Yr. | Name (School) | Time |
|-------------|--|-------------|
| 1971 | Sue Wise (Madison Memorial) | 4:30.2 |
| 1972 | Martha Farley (Racine Horlick) | 4:34.2 |

200 Freestyle Relay

| Yr. | Name (School) | Time |
|-------------|------------------------------|-------------|
| 1970 | Madison Memorial | 1:53.9 |
| 1971 | Madison Memorial | 1:50.6 |
| 1990 | Madison West | 1:40.91 |
| 1991 | Madison West | 1:37.03 |
| 1992 | 1-Madison West | 1:37.42 |
| | 2-Germantown | 1:42.65 |
| 1993 | 1-Madison Memorial | 1:38.66 |
| | 2-Rhineland | 1:40.14 |
| 1994 | 1-Madison Memorial | 1:38.52 |
| | 2-Ashwaubenon | 1:41.83 |
| 1995 | 1-Madison Memorial | 1:38.23 |
| | 2-Shorewood | 1:40.83 |
| 1996 | 1-Madison Memorial | 1:37.67 |
| | 2-Shorewood | 1:39.85 |
| 1997 | 1-Madison West | 1:37.27 |
| | 2-La Crosse Logan | 1:41.31 |
| 1998 | 1-Madison Memorial | 1:36.60 |
| | 2-Verona Area | 1:39.08 |
| 1999 | 1-Madison Memorial | 1:36.83 |
| | 2-Whitnall | 1:40.17 |
| 2000 | 1-Madison Memorial | 1:37.09 |
| | 2-Whitnall | 1:39.12 |
| 2001 | 1-Madison Memorial | 1:37.39 |
| | 2-Sauk Prairie | 1:41.27 |
| 2002 | 1-Arrowhead | 1:37.92 |
| | 2-Sauk Prairie | 1:40.07 |
| 2003 | 1-Arrowhead | 1:37.11 |
| | 2-Sauk Prairie | 1:41.82 |
| 2004 | 1-Arrowhead | 1:37.86 |
| | 2-New London | 1:40.29 |
| 2005 | 1-Arrowhead | 1:35.16 |
| | 2-Baraboo | 1:40.24 |
| 2006 | 1-Madison Memorial | 1:37.56 |
| | 2-Whitefish Bay | 1:41.00 |
| 2007 | 1-Madison East | 1:35.76 |
| | 2-New Berlin West | 1:39.50 |
| 2008 | 1-Madison East | 1:33.63 |
| | 2-Monona Grove | 1:38.95 |

| | | |
|-------------|--|---------|
| 2009 | 1-Arrowhead | 1:37.01 |
| | 2-Sturgeon Bay/Sevastopol | 1:36.02 |
| 2010 | 1-Arrowhead | 1:34.86 |
| | 2-Plymouth | 1:38.61 |
| 2011 | 1-Arrowhead | 1:35.89 |
| | 2-Milton | 1:37.93 |
| 2012 | 1-Arrowhead | 1:35.35 |
| | 2-Milton | 1:36.69 |
| 2013 | 1-Verona Area | 1:33.70 |
| | 2-Grafton | 1:36.45 |
| 2014 | 1-Verona Area/Mount Horeb | 1:33.51 |
| | 2-Grafton | 1:36.46 |
| 2015 | 1-Verona Area/Mount Horeb | 1:33.97 |
| | 2-Edgewood Sacred Heart | 1:36.74 |
| 2016 | 1-Middleton | 1:33.72 |
| | 2-Edgewood Sacred Heart | 1:36.30 |
| 2017 | 1-Middleton | 1:34.65 |
| | 2-Edgewood of the Sacred Heart | 1:35.26 |
| 2018 | 1-Middleton | 1:34.24 |
| | 2-Edgewood of the Sacred Heart | 1:36.62 |
| 2019 | 1-Sun Prairie | 1:35.20 |
| | 2-Edgewood of the Sacred Heart | 1:34.76 |

100 Backstroke

| Yr. | Name (School) | Time |
|-------------|--|-------------|
| 1972 | Laura Crissinger (Madison Memorial) | 1:05.7 |
| 1973 | Laura Crissinger (Madison Memorial) | 1:04.19 |
| 1974 | Laura Crissinger (Madison Memorial) | 1:03.13 |
| 1975 | Molly Baer (Madison West) | 1:00.20 |
| 1976 | Molly Baer (Madison West) | 1:02.01 |
| 1977 | Jenny Van Alstyne (Meno. Falls East) | 1:01.92 |
| 1978 | Connie Wright (Waukesha North) | 1:00.48 |
| 1979 | Connie Wright (Waukesha North) | 1:00.47 |
| 1980 | Connie Wright (Waukesha North) | 1:00.21 |
| 1981 | Connie Wright (Waukesha North) | 1:00.20 |
| 1982 | Chris DeKraay (Racine Case) | 1:00.56 |
| 1983 | Chris DeKraay (Racine Case) | 1:00.25 |
| 1984 | Rochelle Smith (Janesville Parker) | 59.95 |
| 1985 | Karla Rychtik (Cedarburg) | 59.96 |
| 1986 | Trina Thames (Eau Claire North) | 59.63 |
| 1987 | Trina Thames (Eau Claire North) | 58.20 |
| 1988 | Trina Thames (Eau Claire North) | 58.58 |
| 1989 | Keri Seelinger (Madison Memorial) | 58.28 |
| 1990 | Keri Seelinger (Madison Memorial) | 57.03 |
| 1991 | Andrea Wolosz (Madison Memorial) | 57.97 |
| 1992 | 1-Andrea Wolosz (Madison Memorial) | 57.33 |
| | 2-Chrissy Riberich (La Crosse Logan) | 1:02.02 |
| 1993 | 1-Kathryn Riewer (Arrowhead) | 57.54 |
| | 2-Jenny Arndt (Ashwaubenon) | 59.05 |
| 1994 | 1-Pam Hanson (La Crosse Central) | 57.27 |
| | 2-Jenny Arndt (Ashwaubenon) | 58.74 |
| 1995 | 1-Pam Hanson (La Crosse Central) | 57.45 |
| | 2-Sara Rutkowski (Valders) | 58.16 |
| 1996 | 1-Pam Hanson (La Crosse Central) | 55.64 |
| | 2-Sara Rutkowski (Valders) | 58.07 |
| 1997 | 1-Carina Tennesen (Racine Horlick) | 58.03 |
| | 2-Sarah Wanezek (Brookfield East) | 57.29 |
| 1998 | 1-Sarah Wanezek (Brookfield East) | 55.70 |
| | 2-Lindsey Highstrom (Cedarburg) | 56.48 |
| 1999 | 1-Sarah Wanezek (Brookfield East) | 55.75 |
| | 2-Katie Schmalig (N.B. Eisenhower) | 1:00.67 |
| 2000 | 1-Sarah Wanezek (Brookfield East) | 56.10 |
| | 2-Katie Schmalig (N.B. Eisenhower) | 59.17 |
| 2001 | 1-Jacki Gazvoda (Madison Memorial) | 58.79 |
| | 2-Terri Schramka (Madison Edgewood) | 57.88 |
| 2002 | 1-Nicki Wex (Arrowhead) | 56.27 |
| | 2-Terri Schramka (Madison Edgewood) | 57.67 |
| 2003 | 1-Andrea Boritzke (Arrowhead) | 56.13 |

INDIVIDUAL CHAMPIONS BY EVENT - CONTINUED

| | | |
|-------------|--|-------|
| 2013 | 1-Beata Nelson (Verona Area) | 53.19 |
| | 2-Bridgette Alexander (Milton) | 56.21 |
| 2014 | 1-Beata Nelson (Verona Area/Mount Horeb) | 53.15 |
| | 2-Katie Coughlin (Baraboo) | 56.56 |
| 2015 | 1-Beata Nelson (Verona Area/Mount Horeb) | 52.13 |
| | 2-Autumn Haebig (Grafton) | 54.95 |
| 2016 | 1-Katrina Marty (Madison West) | 54.31 |
| | 2-Autumn Haebig (Grafton) | 54.65 |
| 2017 | 1-Katrina Marty (Madison West) | 53.88 |
| | 2-Mekenzie Hammer (Monroe/New Glarus) | 58.22 |
| 2018 | 1-Reilly Tiltmann (Brookfield East) | 54.62 |
| | 2-Mara Freeman (McFarland) | 56.50 |
| 2019 | 1-Reilly Tiltmann (Brookfield East) | 52.88 |
| | 2-Malia Francis (Rhineland) | 54.72 |

50 Backstroke

| Yr. | Name (School) | Time |
|-------------|---------------------------------------|------|
| 1970 | JoAnn Price (Nicolet) | .NA |
| 1971 | Sue Spenner (Whitefish Bay) | 31.2 |

100 Breaststroke

| Yr. | Name (School) | Time |
|-------------|---|---------|
| 1971 | Jennie Wish (Hamilton) | 1:15.0 |
| 1972 | Liz Lambert (Madison West) | 1:13.7 |
| 1973 | Liz Lambert (Madison West) | 1:13.64 |
| 1974 | Beth Heinz (Waukesha South) | 1:09.51 |
| 1975 | Tammy Heins (Madison West) | 1:09.49 |
| 1976 | Lyn Dally (Madison West) | 1:11.40 |
| 1977 | Kathy Treible (Brookfield Central) | 1:05.33 |
| 1978 | Kathy Treible (Brookfield Central) | 1:05.07 |
| 1979 | Bobbi Clemens (Nicolet) | 1:08.81 |
| 1980 | Bobbi Clemens (Nicolet) | 1:06.71 |
| 1981 | Christi Vedejs (Madison West) | 1:06.70 |
| 1982 | Christi Vedejs (Madison West) | 1:05.97 |
| 1983 | Christi Vedejs (Madison West) | 1:05.65 |
| 1984 | Leslie Biegler (Brookfield East) | 1:04.62 |
| 1985 | Shannon Cohen (Whitefish Bay) | 1:07.18 |
| 1986 | Kris Neidhoefer (Arrowhead) | 1:06.95 |
| 1987 | Shannon Cohen (Whitefish Bay) | 1:06.36 |
| 1988 | Effie Turnbull (Brown Deer) | 1:06.13 |
| 1989 | Paige Freiman (Madison La Follette) | 1:05.75 |
| 1990 | Sarah Schneider (Arrowhead) | 1:05.30 |
| 1991 | Julia Smith (Madison West) | 1:06.19 |
| 1992 | 1-Sarah Schneider (Arrowhead) | 1:04.30 |
| | 2-Chris Noerenberg (Wauwatosa East) | 1:09.07 |
| 1993 | 1-LeeAnn Price (Arrowhead) | 1:05.55 |
| | 2-Heather Johnson (West Bend West) | 1:09.71 |
| 1994 | 1-Michelle Fischer (Oshkosh North) | 1:06.24 |
| | 2-Kristiana Marston (Hudson) | 1:08.10 |
| 1995 | 1-Polly Jaskowski (Madison Memorial) | 1:07.84 |
| | 2-Kristiana Marston (Hudson) | 1:07.38 |
| 1996 | 1-Melissa Schweinert (Meno. Falls/Ham.) | 1:07.43 |
| | 2-Meghan Purvis (Shorewood) | 1:05.54 |
| 1997 | 1-Megan Grunert (Meno. Falls/Ham.) | 1:07.20 |
| | 2-Meghan Purvis (Shorewood) | 1:07.73 |
| 1998 | 1-Jane Evans (Madison Memorial) | 1:04.47 |
| | 2-Cindy Klancnik (Whitnall) | 1:07.45 |
| 1999 | 1-Jane Evans (Madison Memorial) | 1:05.29 |
| | 2-Kristin Cefalu (Milton) | 1:07.22 |
| | 2-Amy Christopherson (Kiel) | 1:07.22 |
| 2000 | 1-Jane Evans (Madison Memorial) | 1:05.46 |
| | 2-Amy Christopherson (Kiel) | 1:06.20 |
| 2001 | 1-Katherine Marshall (Madison Memorial) | 1:05.20 |
| | 2-Jesse Rhoades (Marinette) | 1:07.27 |
| 2002 | 1-Maggie Zblewski (Arrowhead) | 1:05.10 |
| | 2-Emmy Haeger (Whitnall) | 1:05.58 |
| 2003 | 1-Maggie Zblewski (Arrowhead) | 1:04.38 |
| | 2-Brittany Shutes (Oregon) | 1:07.71 |
| 2004 | 1-Allison Smith (Green Bay East/Preble) | 1:04.01 |
| | 2-Molly Finn (Catholic Memorial) | 1:06.35 |
| 2005 | 1-Maggie Zblewski (Arrowhead) | 1:03.46 |
| | 2-Rachael Hencke (Grafton) | 1:08.53 |
| 2006 | 1-Anastasia Lopuknin (Middleton) | 1:04.91 |
| | 2-Jannah Haney (Milton) | 1:06.37 |
| 2007 | 1-Emily Russart (Badger/Big Foot/Wm. Bay) | 1:02.73 |
| | 2-Jannah Haney (Milton) | 1:06.05 |
| 2008 | 1-Emily Russart (Badger/Big Foot/Wm. Bay) | 1:03.07 |
| | 2-Kate Criter (Plymouth) | 1:03.31 |
| 2009 | 1-Emily Russart (Badger/Big Foot/Wm. Bay) | 1:02.53 |
| | 2-Emily McClellan (Delavan-Darien) | 1:04.57 |
| 2010 | 1-Sami Pochowski (Muskego) | 1:02.07 |
| | 2-Kate Criter (Plymouth) | 1:03.28 |
| 2011 | 1-Sami Pochowski (Muskego) | 1:01.72 |
| | 2-Anna Meinholz (Catholic Memorial) | 1:03.06 |
| 2012 | 1-Lindsay Adamski (Arrowhead) | 1:01.98 |
| | 2-Rachel Munson (Shorewood) | 1:01.37 |
| 2013 | 1-Lindsay Adamski (Arrowhead) | 1:01.95 |
| | 2-Rachel Munson (Shorewood) | 1:01.13 |

| | | |
|-------------|--|---------|
| 2014 | 1-Gwen Worlton (Nicolet) | 1:02.73 |
| | 2-Rachel Munson (Shorewood) | 1:01.70 |
| 2015 | 1-Lauren Stigler (Muskego) | 1:02.97 |
| | 2-Sara Hagen (McFarland) | 1:03.43 |
| 2016 | 1-Grace Benning (Verona Area/Mount Horeb) | 1:02.13 |
| | 2-Kiah Francis (Rhineland) | 1:04.09 |
| 2017 | 1-Grace Benning (Verona Area/Mount Horeb) | 1:02.17 |
| | 2-Jenna Silvestri (Edgewood of the Sacred Heart) | 1:04.13 |
| 2018 | 1-Grace Benning (Verona Area/Mount Horeb) | 1:00.65 |
| | 2-Ella Houwers (Whitewater) | 1:05.34 |
| 2019 | 1-Lucy Thomas (Brookfield East) | 1:02.33 |
| | 2-Ella Houwers (Whitewater) | 1:05.07 |

50 Breaststroke

| Yr. | Name (School) | Time |
|-------------|---|------|
| 1970 | Colette Priegel (Menomonee Falls North) | .NA |
| | Joan Sample (Madison West) | .NA |

400 Freestyle Relay

| Yr. | Name (School) | Time |
|-------------|--------------------------------------|---------|
| 1972 | Madison East | 4:01.7 |
| 1973 | Madison Memorial | 3:58.32 |
| 1974 | Whitefish Bay | 3:46.24 |
| 1975 | Madison Memorial | 3:49.6 |
| 1976 | Brookfield Central | 3:47.23 |
| 1977 | Madison West | 3:47.26 |
| 1978 | Madison Memorial | 3:47.06 |
| 1979 | Madison Memorial | 3:43.40 |
| 1980 | Brookfield Central | 3:43.97 |
| 1981 | Madison Memorial | 3:35.78 |
| 1982 | Madison Memorial | 3:36.56 |
| 1983 | Madison West | 3:34.20 |
| 1984 | Homestead | 3:37.81 |
| 1985 | Madison West | 3:40.75 |
| 1986 | Madison West | 3:42.71 |
| 1987 | Arrowhead | 3:37.72 |
| 1988 | Madison Memorial | 3:38.09 |
| 1989 | Madison West | 3:35.28 |
| 1990 | Madison West | 3:29.10 |
| 1991 | Madison West | 3:30.70 |
| 1992 | 1-Madison West | 3:31.12 |
| | 2-Germantown | 3:43.70 |
| 1993 | 1-Madison Memorial | 3:33.13 |
| | 2-Germantown | 3:41.57 |
| 1994 | 1-Madison Memorial | 3:33.04 |
| | 2-Shorewood | 3:37.65 |
| 1995 | 1-Madison Memorial | 3:34.99 |
| | 2-Shorewood | 3:36.91 |
| 1996 | 1-Middleton | 3:34.76 |
| | 2-Shorewood | 3:31.37 |
| 1997 | 1-Madison West | 3:33.94 |
| | 2-Shorewood | 3:37.61 |
| 1998 | 1-Madison West | 3:30.87 |
| | 2-Verona Area | 3:36.33 |
| 1999 | 1-Madison Memorial | 3:32.49 |
| | 2-DeForest | 3:44.07 |
| 2000 | 1-Arrowhead | 3:32.94 |
| | 2-Madison Edgewood | 3:39.69 |
| 2001 | 1-Homestead | 3:34.06 |
| | 2-Shorewood | 3:40.56 |
| 2002 | 1-Arrowhead | 3:32.79 |
| | 2-Shorewood | 3:38.39 |
| 2003 | 1-Arrowhead | 3:30.35 |
| | 2-Shorewood | 3:38.23 |
| 2004 | 1-Arrowhead | 3:28.07 |
| | 2-Catholic Memorial | 3:39.10 |
| 2005 | 1-Arrowhead | 3:25.94 |
| | 2-DeForest | 3:39.91 |
| 2006 | 1-Arrowhead | 3:30.43 |
| | 2-DeForest | 3:40.28 |
| 2007 | 1-Madison Memorial | 3:30.26 |
| | 2-Monona Grove | 3:38.88 |
| 2008 | 1-Madison East | 3:24.80 |
| | 2-Sauk Prairie | 3:34.15 |
| 2009 | 1-Madison East | 3:28.65 |
| | 2-Whitefish Bay | 3:34.61 |
| 2010 | 1-Madison East | 3:28.65 |
| | 2-Milton | 3:34.16 |
| 2011 | 1-Waukesha South/Mukwonago | 3:28.61 |
| | 2-Milton | 3:33.17 |
| 2012 | 1-Waukesha South/Mukwonago | 3:25.38 |
| | 2-Milton | 3:29.26 |
| 2013 | 1-Waukesha South/Mukwonago | 3:22.50 |
| | 2-Grafton | 3:30.72 |
| 2014 | 1-Arrowhead | 3:23.67 |
| | 2-Grafton | 3:28.12 |
| 2015 | 1-Cedarburg | 3:23.49 |
| | 2-Grafton | 3:31.13 |

| | | |
|-------------|--|---------|
| 2016 | 1-Middleton | 3:24.94 |
| | 2-Edgewood of the Sacred Heart | 3:27.97 |
| 2017 | 1-Cedarburg | 3:24.46 |
| | 2-Edgewood of the Sacred Heart | 3:30.39 |
| 2018 | 1-Sun Prairie | 3:26.55 |
| | 2-Edgewood of the Sacred Heart | 3:30.13 |
| 2019 | 1-Sun Prairie | 3:25.86 |
| | 2-Edgewood of the Sacred Heart | 3:29.54 |

MOST INDIVIDUAL CHAMPIONS

16 - Andrea Boritzke (Arrowhead); **14** - Autumn Haebig (Grafton), Michelle Jesperson (Madison West), Maggie Zblewski (Arrowhead); **13** - Aja Van Hout (Madison East); **12** - Jamie Belfor (Shorewood), Jane Evans (Madison Memorial), Kyslie Grimes (Arrowhead), Beata Nelson (Verona/Mount Horeb); **10** - Bridgette Alexander (Milton), Lauren Breunig (Sauk Prairie), Kelly Winckler (DeForest), Connie Wright (Waukesha North); **9** - Katie Haeger (Whitnall); Samantha Senczysyn (Grafton); **8** - Grace Benning (Verona/Mt. Horeb), Anna Carollo (Shorewood), Katie Drabot (Cedarburg), Ann Drolson (Madison West), Stephanie Fisher (Arrowhead), Emmy Haeger (Whitnall), Katherine Marshall (Madison Memorial), Ivy Martin (Madison East), Ruby Martin (Madison East), Alexandra Moderski (McFarland), Maeve O'Driscoll (Edgewood), Meghan Purvis (Shorewood), Kelly Rodriguez (Edgewood), Jennifer Skolaski (Edgewood), DeeDee Walker (Edgewood), Sarah Wanezek (Brookfield East), Mary Warren (Arrowhead); **7** - Cortnee Adams (Appleton North), Molly Baer (Madison West), Sophie Fiskie (Sun Prairie), Jackie Flint (Madison Memorial), Nicole Landisch (Arrowhead), Brandie Lauterbach (Germantown), Kristin Malone (Shorewood), Kari Nettenstrom (Arrowhead), Kerri Preist (Madison Memorial), Terri Schramka (Edgewood), Beckie Thompson (New Berlin West), Kathy Treible (Brookfield Central), Christi Vedejs (Madison West); **6** - Lindsay Adamski (Arrowhead), Sarah Ciganek (Whitnall), Kinsey Eschenburg (Shorewood), Mallory Fox (Grafton), Lindsey Highstrom (Cedarburg), Kelsey Hojan-Clark (Brookfield Academy), Katelyn Holmquist (Milton), Lillie Hosack (Cedarburg), Michelle Kramer (Madison Memorial), Kim Lechmaier (Madison Memorial), Rachel Munson (Shorewood), Natalie Keshemberg (Grafton).

FOUR-TIME EVENT CHAMPIONS

Individual Events

Cortnee Adams (Appleton North), 50 Freestyle (1995-98)
 Andrea Boritzke (Arrowhead), 200 I.M. (2002-05)
 Jane Evans (Madison Memorial), 200 I.M. (1998-01)
 Autumn Haebig (Grafton), 500 Freestyle (2013-16)
 Terri Jashinsky (Meno. Falls/Hamilton), 100 Butterfly (1992-95)
 Gina Ketelhohn (Brown Deer), Diving (1992-95)
 Jenna Lennertz (Greendale), 100 Butterfly (2004-07)
 Ginger Lingard (Edgewood), Diving (2013-16)
 Beata Nelson (Verona/Mount Horeb), 100 Backstroke (2012-15)
 Av Osero (Neeah), Diving (2016-19)
 Kylie Rosenstock (Madison West), Diving (2006-09)
 Kathy Treible (Brookfield Central), 100 I.M. (1976-79)
 Aja Van Hout (Madison East), 200 I.M. (2007-10)
 Sarah Wanezek (Brookfield East), 100 Backstroke (1997-2000)
 Kelly Winckler (DeForest), 200 Freestyle (2004-07)
 Connie Wright (Waukesha North), 100 Backstroke (1978-81)
 Connie Wright (Waukesha North), 100 Butterfly (1978-81)

EVENT CHAMPIONS BY SCHOOL

83-Madison West; **81**-Arrowhead, Madison Memorial; **43**-Shorewood; **42**-Edgewood; **29**-Madison East; **27**-Grafton, Whitnall; **25**-Cedarburg; **20**-Brookfield Central; **19**-Brookfield East; **18**-Middleton; **17**-Homestead, Sauk Prairie; **16**-Cedarburg, New Berlin West; **15**-DeForest, Milton; **14**-Germantown, Nicolet, Verona/Mount Horeb; **13**-Menomonee Falls/Hamilton; **12**-McFarland; **11**-Waukesha South/Mukwonago, Whitefish Bay; **10**-Verona, Sun Prairie; **9**-Brown Deer, Rhineland, Waukesha South; **8**-Appleton North, Catholic Memorial, Greendale, Waukesha North; **7**-Brookfield Academy, Neeah; **6**-Muskego; **5**-Ashwaubonon, La Crosse Central, Monona Grove; **4**-Badger/Big Foot/Williams Bay, Eau Claire Memorial, Franklin, Green Bay East/Preble, Hudson, Monroe, New Berlin Eisenhower; Plymouth, Racine Case, Racine Horlick; **3**-Baraboo, Eau Claire North, Menomonee Falls East, Menomonee Falls North, Oconomowoc, Oshkosh North, Sturgeon Bay/Sevastopol, Wauwatosa East, Wauwatosa West, West Bend West; **2**-Appleton East, Appleton West/Kimberly, Bay Port, Berlin/Green Lake, Divine Savior Holy Angels, Green Bay Preble, Janesville Parker, La Crosse Logan, Madison La Follette, Menomonee Falls, Monroe/New Glarus, New London, Pius XI, River Falls, Shawano/Bonduel, Valders, Watertown, Waukesha West, Whitewater, Wisconsin Rapids Lincoln; **1**-Appleton West, Berlin, Colby/Abbotsford, Delavan-Darien, Green Bay East, Green Bay East/N.E.W. Lutheran/Preble, Hamilton, Hartford, Kenosha Bradford, Kiel, Madison East, Marinette, Menasha, Milwaukee King/Arts/ Washington, Milwaukee King/Washington, Milwaukee Lutheran, Oregon, Port Washington, Pulaski, Racine Park, Stoughton, West Allis Hale.

PROUD SPONSOR OF THE WIAA/ RURAL MUTUAL SPORTSMANSHIP AWARD



*“When you’re faced with a challenge,
how you respond determines the real winner.”*

Rural Mutual Insurance has been a sponsor of the WIAA/Rural Mutual Insurance Sportsmanship Award since it was started in 1965.

We believe there’s something more important than just winning or losing a tournament. We believe that the team, school, and fans who support their athletes with dignity and class are the true champions.



Visit us to learn more at www.RuralMutual.com/wiaa

Rural Mutual
Insurance Company



2020 WIAA Scholar Athlete Award Recipients

The WIAA salutes the 32 winners of the 2020 Scholar Athlete Award. These young men and women are chosen for this prestigious honor on the basis of academic excellence, athletic participation, co-curricular activities, essay responses, civic and community involvement.



Zachary DeGroot
Aquinas



Kayla Bahr
Aquinas




Linzy Sendelbach
Arcadia



Matthew Marcinske
Birchwood



Lauren Steien
Blair-Taylor



Luke Fox
Catholic Memorial



Maya Novack
Cedarburg



Kameri Meredith
Colfax



Jadin O'Brien
Divine Savior Holy Angels



Tommy Larson
East Troy



Marissa Ellenbecker
Edgar



Devon Jay Davey
Elkhorn Area



Charlie Stuhl
Ellsworth



Logan Lillehaug
Frederic




Alec Martzahl
Kimberly



Zach Slevin
La Crosse Logan



Caden Chier
Lourdes Academy



Katelyn Kitzinger
Marinette



Aubrey Schoeneman
Mercer



Isaac Lindsey
Mineral Point



Brittany Helm
Muskego



Lauren Shields
Newman Catholic



Alex Vance
Oconomowoc



Izzy Carroll
Platteville



Skylar White
River Ridge



Max Schwabe
Stratford



Kortnie Volk
Three Lakes



Charles Motiff
Washburn



Anne Dotzler
Waunakee



Marc Sippel
Wausau West

The WIAA Scholar/Athlete Award program is made possible by a grant from the Marshfield Clinic.



Jacob Reichmann
Wauzeka-Steuben



Laura Beghin
Wisconsin Dells



2020 WIAA Scholar Athlete Award Testimonials

Alec Martzahl, Kimberly H.S. – 3.88 GPA

One lesson high school athletics has taught me is persistence. I believe it's one of the keys to being a successful adult. Don't give up on yourself. Work hard for what you want no matter what life throws at you...None of my success would have been possible if I wasn't persistent. I could have quit or given up because of a few hardships, but I didn't. Life is 10 percent what happens to you and 90 percent how you react to it. I believe that if you respond well to situations you have no control over, you can persevere and be successful in life.

Alex Vance, Oconomowoc H.S. – 4.0 GPA

One of the greatest lessons I have learned throughout my academic and athletic experiences in high school has been the idea of getting out exactly what is put in. Spending extra time studying yielded higher scores and better engagement. Any degree of success is possible when enough work is put in to get there. It is a simple idea, but undoubtedly one of the most valuable lessons I've learned, and certainly one that will stay with me as I move on from high school.

Charlie Stuhl, Ellsworth H.S. – 3.64 GPA

Throughout my high school career I have learned many lessons from both athletics and from school. One of the most important lessons I've learned is being accountable. It is one of the most important to me because it is a life-long lesson that will benefit me in all areas of my life. Being accountable is important in so many ways, but most importantly it shows your peers that you are reliable and you can live up to commitments. One lesson that I'm very thankful I learned is...to take the advice you are given because you're never "too good" or "too smart" to stop improving yourself. Lessons become important when we incorporate them into our lives and we become better people because of what we learned from those that inspire us.

Skylar White, River Ridge H.S. – 4.0 GPA

I've learned through my athletic and academic experiences that communication and balancing time play very important roles in life. Being able to communicate and work together as a team to achieve a common goal is what can make you stand apart from the rest. Communication is a key to being a good leader. Sports have shown me how to stay focused on the court and in the classroom. As much as I do between school and sports, I also have kept time for some fun with family and friends. I believe my busy schedule will prepare me for life after college.

Linzy Sendelbach, Arcadia H.S. – 4.0 GPA

One of my favorite lessons learned through sports and academics is being able to work with many different types of people. With team sports and group projects, I had to adapt to the different personalities and find the best way for us to work together. As years went by, it got a lot easier. Another great lesson I learned was leadership. I have grown more confident in stepping up into a leadership role whether it's in the classroom or on the court/field. I've learned how to connect with my teammates or group mates. Everyone interacts different, and through sports specifically, I have picked up on the different ways to connect with people.

Anne Dotzler, Waunakee H.S. – 4.0 GPA

The greatest lesson I have learned in my high school career is that it is so important to have a positive mindset, no matter the circumstances. On the court and field, I found success in focusing on my effort and energy at every practice, as these were the only things I could control. My greatest take away from high school sports is to make the choice to put my team before myself by giving off energy to others. I will be able to apply this mindset to every situation that I encounter in my future. I am so grateful to have had the opportunity to learn these lessons throughout high school.

TRUE CHAMPIONS

*may be celebrated for their trophies and titles,
but they are always remembered for their heart.*

**WIN AS ONE.
GOOD LUCK TO ALL.**



DINE • SHOP • TOUR • VISIT
BOOK AN EVENT

PACKERS.COM



MARINES
THE FEW. THE PROUD.®

DO YOU WANT TO BE A PART OF AN
ELITE TEAM?

DO YOU WANT TO CONTINUE YOUR
EDUCATION?

DO YOU HAVE THE DRIVE TO
OVERCOME CHALLENGES?



DO YOU WANT TO BE A PART OF THE FEW AND THE PROUD?

IF SO, THE MARINES ARE LOOKING FOR THE NEXT GENERATION.

FOR MORE INFORMATION ABOUT BECOMING A UNITED STATES MARINE
CONTACT 1-800-MARINES OR GO TO MARINES.COM

From Serving Our Country



To Helping Our Schools



The WIAA is offering current and former military personnel the opportunity to license as a WIAA sport official by waiving the basic licensing fee and the sport fee for two years. This offer is extended to those current and former military personnel who are licensing as a WIAA sport official for the first time.

Regardless of the branch of service, the training, discipline and core values ingrained in military personnel are the same qualities demanded of sport officials. Because of these qualities, we believe that men and women with military experience would fit well into interscholastic sport officiating and in this small way, the WIAA wants to acknowledge those who serve and say "thank you".

To begin the process of becoming a WIAA licensed sport official, please contact the WIAA office at 715-344-8580.

Wisconsin Interscholastic Athletic Association
5516 Vern Holmes Drive
Stevens Point, WI 54482
(715) 344-8580 - FAX (715) 344-4241
WIAA website: www.wiaawi.org





Get Back in the Game!

Earn part-time income.
Your local high schools need
umpires and referees.



Become An Official. Start Today.

For more information contact:
Wisconsin Interscholastic Athletic Association
715-344-8580
www.wiaawi.org

Kids belong out here.



We help keep them here.

At Marshfield Children's, we believe kids belong playing sports, cheering on their favorite teams and having fun with other children. Our network of primary and specialty care helps keep them there.

In communities across Wisconsin, our pediatricians are supported by more than 40 children's specialties – like pediatric orthopedics, behavioral health and dermatology – all working together to keep your child in the game.

For the love of kids.

marshfieldchildrens.org



marshfield
children's