BOYS BASKETBALL

The WIAA goes back to 1916 to determine the beginning of its boys basketball program.

Athletic directors of the Wisconsin Normal Schools (later known as Teachers Colleges and now part of the State University system) started a tournament program in 1916, and the winners of these tournaments were recognized as state champions.

The WIAA did not take over operation of the tournament program until the 1919-20 school year.

Lawrence College of Appleton conducted invitational high school basketball tournaments from 1905 to 1918. The 1905 meet was the first State Tournament in basketball conducted in the United States. The champions of these tournaments were:

1905 — Fond du Lac; 1906 — Appleton; 1907 — Oshkosh; 1908 — Superior; 1909 — Menomonie; 1910 — La Crosse; 1911 — Appleton; 1912 — Madison Central; 1913 — Janesville; 1914 — Appleton; 1915 — Fond du Lac; 1916 — Baraboo; 1917 — Wittenberg; 1918 — Wisconsin Rapids.

The Lawrence Invitational and the Normal Schools tournament ran in competition with each other from 1916 to 1918.

Counting 1916 as the first tournament, the first WIAA champion was Fond du Lac who defeated Grand Rapids (now Wisconsin Rapids), 22-7, in the championship game.

Except for 1936 when the State Tournament was held at Wisconsin Rapids, the site of the tournament has been the University of Wisconsin in Madison since 1920.

WIAA basketball was a one-class program until 1934 when for two years (1934 and 1935) there were two classes. It increased to three classes for four years (1936-7-8-9), then reverted to one class again in 1940.

The tournament remained one class until 1972 when it returned to a two-class format. It was two classes again in 1973, then it became three classes in 1974. The boys (girls) tournament series changed to a four division format in the 1990-91 season, and after a two year experimental period became permanent in 1992-93. Classes were also re-named divisions in 1990-91.

Superior Central holds the record for most appearances at the State Tournament, 27, Eau Claire is next with 25, followed by Beloit and Neenah with 23 and Wisconsin Rapids with 21.



MILWAUKEE VINCENT – BOYS BASKETBALL CHAMPIONS (DIVISION 1) – 1995-96

Team Members: Jose Winston, Robert Yanders, Anthony Addison, Tyrone Rhone, Greg Perry, Marshall Williams, Shad Washington, Zavair Swannigan, James Wright, Brian Hutchinson, Dion Perkins.



WHITEFISH BAY – BOYS BASKETBALL CHAMPIONS (DIVISION 2) – 1995-96

Team Members: Kevin Lazovik, Adrian Montgomery, Steve Bleier, Jerrell Hill, Jeremy Howard, Peter Siesennop, Johnnie Dinsmore, Marius Boyd, Mike Schober, Mario Boyd, Anthony Whorton, Matt Daly, Kevin Gannon, Bryan Lenz.



MARKESAN – BOYS BASKETBALL CHAMPIONS (DIVISION 3) – 1995-96

Team Members: Jason Bazeley, Bill Nitz, Mike Quade, J.G. Bradley, Brian Davison, James Jerome, Bret Harttert, Matt Laper, Dave Strelow, Brad Clark, Kyle Kneser, Ryan Frei, Ben Moderow, Jason Preuss, Nick Quade.



RANDOLPH – BOYS BASKETBALL CHAMPIONS (DIVISION 4) – 1995-96

Team Members: Barry Van Beek, Jeremy De Vries, Jayson Bates, Ryan Alvin, Don Boomsma, Matt Syens, Jeremy Geertsma, Steve Alsum, Tyler Selk, Jason Zuhlke, Josh Austin, Pete Buwalda, Paul Wiersma, Scott Beaulieu, Jay Jenkins.

There have been 82 different schools that have won championships.

Beloit has the most, seven, followed by Milwaukee Lincoln with five and Fond du Lac, Shawano, Milwaukee Washington and Superior with four each. Then comes Eau Claire Memorial, Fall Creek, Kohler, Marathon, Neenah, Stevens Point, Wausau East, Oostburg and Milwaukee King all with three. Beloit (1932-3-4) and Marathon (1975-6-7) are the only schools with three straight championships. There are 21 schools which have won two State championships. Besides Beloit and Marathon, back-to-back championships have been won by Superior (then Superior Central) in 1935-6, Shawano in 1956-7, Milwaukee Lincoln in 1961-2 and 1966-7, McFarland in 1973-4, Sheboygan Falls in 1974-5, Elkhorn in 1978-9, Kohler in 1982-3, Fall Creek in 1984-5, Oostburg in 1986-7, Kimberly in 1994-5, and Cassville in 1994-5.

State Championships
Madison – March 14-15-16, 1996

Division 1 Championship

Milwaukee Vincent 48, Mukwonago 45

MUKWONAGO

	fg	fga	ft	fta	reb	pf	fts	a	min
N. Leverence	1	2	0	0	3	1	3	2	23
S. Pollnow	3	8	2	4	3	2	9	1	24
B. LaRue	4	11	2	2	2	3	11	1	30
R. Spitzner	1	3	3	4	1	3	5	0	19
D. Baldowsky	3	8	5	6	5	2	12	1	29
T. Hansen	0	0	0	0	0	0	0	0	0
J. Steiner	0	1	0	0	2	0	0	0	11
S. Tanner	0	0	0	0	0	0	0	0	0
K. Usarek	0	0	0	0	0	0	0	0	0
T. Moseler	0	0	0	0	0	0	0	1	6
C. Urban	1	1	0	0	0	0	3	0	5
D. Karl	0	0	0	0	0	0	0	0	0
M. Senske	0	0	0	0	0	0	0	0	0
D. Milbeck	0	0	0	0	0	0	0	0	0
T. Grafenauer	1	1	0	0	0	2	2	0	13
TOTALS	**14**	**35**	**12**	**16**	**16**	**13**	**45**	**6**	**160**

MILWAUKEE VINCENT

	fg	fga	ft	fta	reb	pf	fts	a	min
J. Winston	2	8	0	0	4	3	4	4	31
R. Yanders	5	6	1	1	2	2	14	3	26
T. Rhone	0	1	0	0	2	2	0	1	12
M. Williams	8	12	2	2	5	2	18	1	30
S. Washington	3	6	0	1	5	2	6	0	32
A. Addison	0	0	0	0	0	0	0	0	0
G. Perry	0	0	0	0	0	0	0	0	0
Z. Swannigan	0	3	0	0	2	1	0	0	15
J. Wright	2	3	1	2	6	3	5	0	12
B. Hutchinson	0	0	0	0	0	0	0	0	0
D. Perkins	0	0	1	2	0	0	1	0	2
TOTALS	**20**	**39**	**5**	**8**	**27**	**15**	**48**	**9**	**160**

Totals include team rebounds.

Mukwonago	14	13	10	8	– 45
Milwaukee Vincent	14	11	14	9	– 48

Three-point goals – Mukwonago 5-15 (Leverence 1-1, Pollnow 1-4, Baldowsky 1-2, Steiner 0-1, Urban 1-1). Milwaukee Vincent 3-3 (Yanders 3-3).

Field-goal percentage – Mukwonago .400. Milwaukee Vincent .513.

Free-throw percentage – Mukwonago .750. Milwaukee Vincent .625.

Turnovers – Milwaukee Vincent 11, Mukwonago 6

Officials – Michael Bunge & Bradley Pressentin

Division 1 Semifinal

Mukwonago 49, Eau Claire Memorial 45

MUKWONAGO

	fg	fga	ft	fta	reb	pf	fts	a	min
N. Leverence	4	8	4	4	1	2	15	0	24
S. Pollnow	0	2	1	2	1	4	1	1	21
B. LaRue	3	11	2	2	4	1	9	1	28
R. Spitzner	2	6	0	0	5	4	4	1	21
D. Baldowsky	8	9	2	2	6	2	18	1	27
T. Hansen	0	0	0	0	0	0	0	0	0
J. Steiner	1	1	0	0	0	1	2	0	13
S. Tanner	0	0	0	0	0	0	0	0	0
K. Usarek	0	0	0	0	0	0	0	0	0
T. Moseler	0	1	0	0	0	1	0	1	8
C. Urban	0	0	0	0	0	0	0	0	3
D. Karl	0	0	0	0	0	0	0	0	0
M. Senske	0	0	0	0	0	0	0	0	0
D. Milbeck	0	0	0	0	0	0	0	0	0
T. Grafenauer	0	1	0	0	0	2	0	1	15
TOTALS	**18**	**39**	**9**	**10**	**20**	**17**	**49**	**6**	**160**

EAU CLAIRE MEMORIAL

	fg	fga	ft	fta	reb	pf	fts	a	min
S. Norrish	0	2	0	0	1	1	0	1	18
E. Klingensmith	4	6	4	8	2	4	14	2	28
M. Ginskey	1	2	1	2	3	1	3	0	29
S. Carstensen	6	10	0	0	3	1	14	0	32
J. Carstensen	5	9	3	4	7	3	14	1	28
J. Menard	0	0	0	0	0	0	0	0	0
S. Gunderson	0	0	0	0	0	0	0	0	0
M. Benedict	0	0	0	0	0	0	0	0	0
L. Hovland	0	0	0	0	0	0	0	0	0
D. Prell	0	0	0	0	0	0	0	0	0
B. Blade	0	0	0	0	0	0	0	0	0
T. Koch	0	2	0	0	1	0	0	1	7
J. Krimpelbein	0	0	0	0	0	0	0	0	0
B. Norrell	0	0	0	0	0	0	0	0	0
D. Boetcher	0	0	0	0	3	4	0	1	18
TOTALS	**16**	**31**	**8**	**14**	**20**	**14**	**45**	**6**	**160**

Totals include team rebounds.

Mukwonago	12	16	4	17	– 49
Eau Claire Memorial	9	14	7	15	– 45

Three-point goals – Mukwonago 4-10 (Leverence 3-3, Pollnow 0-1, LaRue 1-4, Baldowsky 0-1, Grafenauer 0-1). Eau Claire Memorial 5-10 (Klingensmith 2-4, S. Carstensen 2-4, J. Carstensen 1-2).

Field-goal percentage – Mukwonago .462. Eau Cliare Memorial

Free-throw percentage – Mukwonago .900. Eau Claire Memorial

Turnovers – Mukwonago 17 & Eau Claire Memorial 7

Officials – Charles Bloedorn & James Voight

FLAGRANT FOULS: Eau Claire Memorial (1) 0:22 4th Boetcher Intentional

Milwaukee Vincent 52, Watertown 49

WATERTOWN

	fg	fga	ft	fta	reb	pf	fts	a	min
J. Martin	0	4	0	0	0	1	0	1	24
N. Suhr	5	10	6	7	6	2	17	2	32
R. Schuett	2	10	4	4	2	0	9	2	25
M. Oiler	2	8	3	4	8	4	7	1	27
N. Uglow	1	3	0	0	6	3	2	0	19
R. Lessner	1	5	0	0	2	0	3	1	7
M. Uttech	0	0	0	0	0	0	0	0	0
T. Maas	0	0	0	0	0	0	0	0	0
B. Barriere	0	0	0	0	0	0	0	0	0
J. Beck	0	0	0	0	0	0	0	0	0
L. Swiggum	1	2	0	0	1	0	2	0	8
B. Tomes	0	0	0	0	0	0	0	0	0
B. Boettcher	3	4	3	5	5	5	9	1	18
B. Andrle	0	0	0	0	0	0	0	0	0
T. Chingway	0	0	0	0	0	0	0	0	0
TOTALS	**15**	**46**	**16**	**20**	**32**	**15**	**49**	**8**	**160**

MILWAUKEE VINCENT

	fg	fga	ft	fta	reb	pf	fts	a	min
J. Winston	1	6	1	3	4	5	3	4	19
R. Yanders	2	12	1	2	6	1	5	1	27
T. Rhone	1	3	0	0	1	5	2	1	20
M. Williams	9	12	0	0	4	3	18	0	22
S. Washington	8	10	1	4	4	1	17	0	31
A. Addison	0	0	0	0	0	0	0	0	0
G. Perry	0	0	0	0	0	0	0	0	0
Z. Swannigan	1	1	3	4	4	2	5	2	18
J. Wright	0	2	0	0	6	2	0	0	12
B. Hutchinson	0	0	0	0	0	0	0	0	0
D. Perkins	1	2	0	0	2	1	2	0	11
TOTALS	**23**	**48**	**6**	**13**	**31**	**20**	**52**	**8**	**160**

Totals include team rebounds.

Watertown	10	15	11	13	– 49
Milw. Vincent	7	12	15	18	– 52

Three-point goals – Watertown 3-20 (Martin 0-4, Suhr 1-3, Schuett 1-7, Lessner 1-5, Swiggum 0-1). Milwaukee Vincent 0-2 (Winston 0-1, Yanders 0-1).

Field-goal percentage – Watertown .326. Milwaukee Vincent .479.

Free-throw percentage – Watertown .800. Milwaukee Vincent .462.

Turnovers – Watertown 8. Milwaukee Vincent 15

Officials – James Celt & Daniel Hoffman

Division 1 Quarterfinals

Milwaukee Vincent 58, South Milwaukee 51

SOUTH MILWAUKEE

	fg	fga	ft	fta	reb	pf	fts	a	min
R. Bartelak	0	0	2	2	1	3	2	3	26
N. Brunner	2	10	1	2	7	2	6	4	29
A. Havey	2	6	5	6	6	4	9	0	25
C. Urban	1	3	2	2	0	4	5	0	28
D. Luczywko	10	16	9	11	9	3	29	1	27
E. Lindstrom	0	0	0	0	0	0	0	0	1
T. Kowalsky	0	1	0	0	3	3	0	0	11
B. Belter	0	0	0	0	1	1	0	0	12
M. Hayes	0	0	0	0	0	0	0	0	1
C. Fischer	0	0	0	0	0	0	0	0	0
J. Jessmon	0	0	0	0	0	0	0	0	0
B. Knoche	0	0	0	0	0	0	0	0	0
RJ Whiteley	0	0	0	0	0	0	0	0	0
J. Clasen	0	0	0	0	0	0	0	0	0
B. Kozelek	0	0	0	0	0	0	0	0	0
TOTALS	**15**	**36**	**19**	**23**	**29**	**20**	**51**	**8**	**160**

MILWAUKEE VINCENT

	fg	fga	ft	fta	reb	pf	fts	a	min
J. Winston	6	13	7	9	8	2	19	2	29
R. Yanders	5	11	2	4	3	0	13	1	22
T. Rhone	2	4	0	0	3	2	4	1	21
M. Williams	4	7	4	5	3	2	12	0	16
S. Washington	3	9	1	2	5	3	7	1	29
A. Addison	0	0	0	0	0	0	0	0	1
G. Perry	0	0	0	0	0	0	0	0	1
Z. Swannigan	1	1	1	2	2	5	3	2	18
J. Wright	0	1	0	0	1	3	0	0	14
B. Hutchinson	0	0	0	0	0	0	0	0	1
D. Perkins	0	2	0	0	1	5	0	0	8
TOTALS	**21**	**48**	**15**	**22**	**27**	**22**	**58**	**7**	**160**

Totals include team rebounds.

South Milwaukee	8	9	12	22	– 51
Milwaukee Vincent	6	10	18	24	– 58

Three-point goals – South Milwaukee 2-6 (Brunner 1-1, Urban 1-2, Luczywko 0-2, Kowalsky 0-1). Milwaukee Vincent 1-6 (Winston 0-3, Yanders 1-3)

Field-goal percentage – South Milwaukee .417. Milwaukee Vincent .438

Free-throw percentage – South Milwaukee .826. Milwaukee Vincent .682

Turnovers – South Milwaukee 11. Milwaukee Vincent 12.

Officials – Terry McCann, James Reseburg

Watertown 63, Green Bay East 61

WATERTOWN

	fg	fga	ft	fta	reb	pf	fts	a	min
J. Martin	1	1	2	3	2	4	4	3	27
N. Suhr	8	17	9	13	5	3	27	1	30
R. Schuett	1	4	0	0	1	3	3	1	22
M. Oiler	5	7	0	2	8	5	10	1	25
N. Uglow	3	4	0	0	3	2	6	0	19
R. Lessner	1	3	4	4	0	0	7	2	17
M. Uttech	0	0	0	0	0	0	0	0	4
T. Maas	0	0	0	0	0	0	0	0	0
B. Barriere	0	0	0	0	0	0	0	0	0
B. Beck	0	0	0	0	0	0	0	0	0
L. Swiggum	0	0	2	2	1	0	2	0	5
B. Tomes	0	0	0	0	0	0	0	0	0
B. Boettcher	1	1	2	2	1	2	4	1	11

3. Andrle	0	0	0	0	0	0	0	0	0
T. Chingway	0	0	0	0	0	0	0	0	0
TOTALS	**20**	**37**	**19**	**26**	**25**	**19**	**63**	**9**	**160**

GREEN BAY EAST

	fg	fga	ft	fta	reb	pf	fts	a	min
A. King	5	8	0	0	5	4	12	4	29
C. Cornell	4	8	3	3	4	4	11	1	28
3. Kolstad	4	7	1	1	2	3	9	8	32
D. Mellenthin	7	16	3	4	7	2	18	1	32
G. Tuyls	4	7	3	6	1	3	11	0	27
T. Brice	0	0	0	0	0	0	0	0	0
J. Abbott	0	0	0	0	0	0	0	0	3
T. McGee	0	0	0	0	0	0	0	0	0
R. Vernosh	0	0	0	0	0	0	0	0	0
D. Gazeley	0	0	0	0	0	0	0	0	0
K. Larson	0	2	0	0	2	6	0	0	8
M. Vanden Avond	0	0	0	0	0	0	0	0	0
M. Hagen	0	0	0	0	0	0	0	0	0
J. Aslakson	0	0	0	0	0	0	0	0	0
3. Zochert	0	0	0	0	0	0	0	0	1
TOTALS	**24**	**48**	**10**	**14**	**24**	**22**	**61**	**14**	**160**

Totals include team rebounds.

Watertown	21	6	9	27	– 63
Green Bay East	6	22	11	22	– 61

Three-point goals – Watertown 4-7 (Suhr 2-2, Schuett 1-3, Lessner 1-2). Green Bay East 3-14)King 2-3, Cornell 0-2, Kolstad 0-1, Mellenthin 1-5, Tuyls 0-2, Larson 0-1).

Field-goal percentage – Watertown .541. Green Bay East .500.

Free-throw percentage – Watertown .731. Green Bay East .714

Turnovers – Watertown 13. Green Bay East 11

Officials – Patrick Colgrove & Robert Frenchick

Eau Claire Memorial 51, Appleton East 41

EAU CLAIRE MEMORIAL

	fg	fga	ft	fta	reb	pf	fts	a	min
S. Norrish	0	1	0	0	0	2	0	3	27
E. Klingensmith	6	8	4	6	2	3	18	3	30
M. Ginskey	1	3	0	1	5	0	2	1	26
S. Carstensen	5	13	0	0	5	3	11	2	27
J. Carstensen	7	10	2	3	6	3	18	0	28
J. Menard	0	0	0	0	0	0	0	0	0
S. Gunderson	0	0	0	0	0	0	0	0	0
M. Benedict	0	0	0	0	0	0	0	0	0
L. Hovland	0	0	0	0	0	0	0	0	0
D. Prell	0	0	0	0	0	0	0	0	0
3. Blade	0	0	0	0	0	0	0	0	0
T. Koch	1	1	0	0	1	2	2	1	10
J. Krimpelbein	0	0	0	0	0	0	0	0	0
3. Norrell	0	0	0	0	0	0	0	0	0
D. Boetcher	0	3	0	0	1	2	0	0	12
TOTALS	**20**	**39**	**6**	**10**	**7**	**15**	**51**	**10**	**9**

APPLETON EAST

	fg	fga	ft	fta	reb	pf	fts	a	min
3. Setzer	1	5	0	0	0	0	3	4	31
J. Burton	2	2	0	0	1	5	4	1	21
N. Jensen	3	6	1	3	5	1	8	2	25
A. Vaubel	6	14	2	3	4	4	15	1	20
T. Hornseth	2	5	1	3	6	2	5	0	28
L. Wyngaard	0	0	0	0	0	0	0	0	0
P. Shaw	0	0	0	0	0	1	0	0	13
R. Miller	0	0	0	0	0	0	0	0	0
K. Lubinski	0	0	0	0	0	0	0	0	0
3. Paton	0	0	0	0	0	0	0	0	0
T. Terio	0	0	0	0	0	0	0	0	0
L. Jenkins	0	2	1	2	0	0	1	0	7
Dave Mader	2	2	1	2	3	0	5	0	15
TOTALS	**16**	**36**	**6**	**13**	**22**	**13**	**41**	**8**	**160**

Totals include team rebounds.

Eau Claire Memorial	7	15	16	13	– 51
Appleton East	7	11	9	14	– 41

Three-point goals – Eau Claire Memorial 5-11 (Norrish 0-1, Klingensmith 2-2, S. Carstensen 1-6, J. Carstensen 2-2). Appleton East 3-15 (Setzer 1-5, Jensen 1-3, Vaubel 1-4, Hornseth 0-1, Jenkins 0-2).

Field-goal percentage – Eau Claire Memorial .51.3. Appleton East .444.

Free-throw percentage – Eau Claire Memorial .600. Appleton East .462.

Turnovers – Eau Claire Memorial 12. Appleton East 3.

Officials – David Delsman & William Gromacki

Mukwonago 65, Milwaukee King 51

MUKWONAGO

	fg	fga	ft	fta	reb	pf	fts	a	min
N. Leverence	2	4	5	6	3	2	9	2	24
S. Pollnow	2	3	0	0	1	2	4	3	20
B. LaRue	6	10	7	8	6	2	19	3	26
J. Spitzner	3	5	2	2	3	3	8	0	20
T. Baldowsky	7	12	2	3	2	16	0	1	
E. Moseler	0	1	2	2	3	1	2	2	11
D. Milbeck	0	0	0	0	0	0	0	0	1
S. Tanner	0	0	0	0	0	0	0	0	1
K. Usarek	0	0	0	0	0	0	0	0	1
T. Hansen	0	0	0	0	0	0	0	0	1
C. Urban	1	3	0	0	2	1	2	0	6
D. Karl	0	0	0	0	0	0	0	0	1
M. Senske	0	0	0	2	1	0	0	0	1
J. Steiner	2	4	0	0	1	0	4	1	9
T. Grafenauer	0	1	1	2	0	4	1	2	13
TOTALS	**23**	**43**	**19**	**25**	**34**	**17**	**65**	**13**	**160**

MILWAUKEE KING

	fg	fga	ft	fta	reb	pf	fts	a	min
B. Kadima	4	8	1	1	2	5	10	1	23
M. Wilks	5	11	1	1	1	2	11	3	29
K. Kadima	2	2	2	2	1	4	6	0	16
Q. Powell	1	4	0	0	1	2	2	0	8
D.n Ninkovic	5	13	3	6	6	0	13	0	23
L. Washington	1	4	1	3	4	2	3	1	22
T. Jackson	0	4	0	0	3	5	0	2	16
R. Greer	0	0	0	0	0	0	0	0	1
D. Cole	0	0	0	0	0	0	0	0	1
R. Carter	1	1	0	0	2	0	2	1	5
M. Merriweather	0	1	0	0	0	0	0	0	1
R. Brown	0	0	0	0	0	0	0	0	1
M. Crawford	0	0	0	0	1	1	0	0	1
M. Breedlove	1	5	1	2	0	1	4	0	9
J. Foster	0	0	0	0	1	0	0	0	4
TOTALS	**20**	**53**	**9**	**15**	**24**	**22**	**51**	**8**	**160**

Totals include team rebounds.

Mukwonago	12	14	16	23	– 65
Milwaukee King	15	13	9	14	– 51

Three-point goals – Mukwonago 0-5 (Leverence 0-1, Pollnow 0-2, LaRue 0-1, Baldowsky 0-1, Grafenauer 0-1). Milwaukee King 2-16 (Kadima 1-3, Wilks 0-3, Ninkovic 0-1, Jackson 0-3, Merriweather 0-1, Breedlove 1-5).

Field-goal percentage – Mukwonago .535. Milwaukee King .377.

Free-throw percentage – Mukwonago .760. Milwaukee King .600.

Turnovers – Mukwonago 9. Milwaukee King 11.

Officials – William Hanstedt, Gary Lemons

TECHNICAL FOULS: Milwaukee King (1) 0:43 4th Bench

Division 2 Championship

Whitefish Bay 57, Sauk Prairie 46

WHITEFISH BAY

	fg	fga	ft	fta	reb	pf	fts	a	min
J. Dinsmore	6	12	3	5	5	2	17	2	29
M. Boyd	2	3	4	5	5	2	8	0	24
M. Boyd	3	3	0	0	3	3	6	0	24
A. Whorton	3	6	0	0	4	3	6	3	30
M. Daly	2	7	7	10	4	0	12	1	30
P. Siesennop	0	0	0	0	0	0	0	0	0
K. Lazovik	0	0	0	0	0	0	0	0	0
A. Montgomery	3	4	1	5	4	3	8	2	22
M. Schober	0	0	0	0	0	0	0	0	0
S. Bleier	0	0	0	0	0	0	0	0	0
J. Hill	0	0	0	0	0	0	0	0	0
J. Howard	0	0	0	0	1	0	0	0	1
K. Gannon	0	0	0	0	0	0	0	0	0
B. Lenz	0	0	0	0	0	0	0	0	0
TOTALS	**19**	**35**	**15**	**25**	**30**	**13**	**57**	**8**	**160**

SAUK PRAIRIE

	fg	fga	ft	fta	reb	pf	fts	a	min
J. Ramirez	1	1	0	0	1	0	2	0	7
T. Bishop	3	9	2	4	2	4	9	3	30
R. Miller	2	6	0	0	3	3	6	0	28
N. Been	8	12	2	2	3	5	19	5	29
K. VandeBerg	5	17	0	0	8	1	10	1	30
J. Boll	0	3	0	0	2	5	0	0	12
C. Wyttenbach	0	0	0	0	0	0	0	0	1
R. Knickmeyer	0	0	0	0	0	0	0	0	1
E. Sternberg	0	1	0	0	1	3	0	2	17
M. Breunig	0	0	0	0	0	1	0	0	1
B. Roth	0	0	0	0	0	0	0	0	1
D. Bender	0	0	0	0	0	0	0	0	1
B. Wood	0	1	0	0	0	1	0	0	2

Totals include team rebounds.

TOTALS	**19**	**50**	**4**	**6**	**22**	**23**	**46**	**11**	**160**

Whitefish Bay	9	16	15	17	– 57
Sauk Prairie	6	9	14	17	– 46

Three-point goals – Whitefish Bay 4-7 (Dinsmore 2-2, Daly 1-4, Montgomery 1-1). Sauk Prairie 4-12 (Bishop 1-4, Miller 2-4, Been 1-2, VandeBerg 0-1, Wood 0-1).

Field-goal percentage – Whitefish Bay .543. Sauk Prairie .380.

Free-throw percentage – Whitefish Bay .600. Sauk Prairie .667.

Turnovers – Whitefish Bay 8. Sauk Prairie 20.

Officials – Robert Lesniewski & Ken Van Es

Division 2 Semifinal

Whitefish Bay 58, Seymour 34

WHITEFISH BAY

	fg	fga	ft	fta	reb	pf	fts	a	min
J. Dinsmore	3	13	2	2	0	1	9	3	27
M. Boyd	2	6	1	3	5	3	5	1	19
M. Boyd	5	8	1	1	2	0	11	1	27
A. Whorton	3	7	0	0	2	3	6	2	27
M. Daly	2	6	5	6	9	1	9	1	28
P. Siesennop	0	0	0	0	0	0	0	0	2
K. Lazovik	1	1	1	2	0	0	3	0	4
A. Montgomery	4	5	2	2	1	1	13	0	15
M. Schober	0	1	0	0	0	0	0	0	1
S. Bleier	0	1	0	0	1	0	0	0	2
J. Hill	0	1	0	0	0	1	0	1	3
J. Howard	0	2	0	0	1	1	0	0	1
K. Gannon	0	0	0	0	1	0	0	1	3
B. Lenz	1	1	0	0	1	1	2	0	1
TOTALS	**21**	**52**	**12**	**16**	**25**	**12**	**58**	**10**	**160**

SEYMOUR

	fg	fga	ft	fta	reb	pf	fts	a	min
P. Kraft	3	9	0	0	3	4	8	1	29
J. Marsh	1	2	0	0	3	2	2	1	19
C. Bock	3	4	2	2	3	2	8	2	23
J. Rudnick	0	2	0	2	6	1	0	0	25
N. King	2	6	0	0	3	2	5	1	25
R. Skinkis	0	0	1	2	0	0	1	0	1
K. Marks	0	0	0	0	2	2	0	0	10
B. Mueller	1	1	0	0	0	0	3	0	1
J. Muenster	0	0	2	2	0	0	2	0	1
J. Gorecki	0	1	2	2	3	1	2	0	8
B. Banker	0	0	0	0	0	0	0	0	1
D. Christjohn	1	2	1	3	1	2	3	0	17
TOTALS	**11**	**27**	**8**	**13**	**28**	**16**	**34**	**5**	**160**

Totals include team rebounds.

Whitefish Bay	12	17	16	13	– 58
Seymour	4	12	5	13	– 34

Three-point goals – Whitefish Bay 4-11 (Dinsmore 1-3, Boyd 0-1, Whorton 0-1, Daly 0-2, Montgomery 3-3, Hill 0-1). Seymour 4-10 (Kraft 2-7, Bock 0-1, King 1-1, Mueller 1-1).

Field-goal percentage – Whitefish Bay .404. Seymour .407.

Free-throw percentage – Whitefish Bay .750. Seymour .615.

Turnovers – Whitefish Bay 22. Seymour 0.

Officials – Allen Ashbeck & Mike Pankratz

Sauk Prairie 30, Adams-Friendship 28 OT

SAUK PRAIRIE

	fg	fga	ft	fta	reb	pf	fts	a	min
J. Ramirez	1	2	0	0	3	3	2	1	16
T. Bishop	2	9	0	0	3	3	6	5	36
R. Miller	2	4	0	0	4	3	5	1	35
N. Been	4	7	0	0	4	4	8	2	32
K. VandeBerg	3	12	2	3	4	0	9	0	36
J. Boll	0	1	0	0	0	2	0	1	18
C. Wyttenbach	0	0	0	0	0	0	0	0	0
R. Knickmeyer	0	0	0	0	0	0	0	0	0
E. Sternberg	0	0	0	0	1	0	0	0	7
M. Breunig	0	0	0	0	0	0	0	0	0
B. Roth	0	0	0	0	0	0	0	0	0
D. Bender	0	0	0	0	0	0	0	0	0
B. Wood	0	0	0	0	0	0	0	0	0
TOTALS	**12**	**35**	**2**	**3**	**21**	**15**	**30**	**10**	**180**

ADAMS-FRIENDSHIP

	fg	fga	ft	fta	reb	pf	fts	a	min
S. Rockwell	1	1	0	1	4	1	2	0	26
A. Hoernke	2	3	1	2	4	2	5	0	34
M. Pollex	0	1	0	0	2	1	0	0	33
J. Kirsenlohr	3	11	0	0	4	2	7	0	35
J. Massen	3	7	8	11	3	4	14	1	36
R. Dochnall	0	0	0	0	1	0	0	0	7
J. Janisch	0	0	0	0	0	0	0	0	0
J. Jackson	0	0	0	0	0	0	0	0	0
S. Bula	0	0	0	0	1	0	0	0	9
P. Landon	0	0	0	0	0	0	0	0	0
TOTALS	**9**	**23**	**9**	**14**	**19**	**10**	**28**	**1**	**180**

Totals include team rebounds.

Sauk Prairie	10	5	4	6	5 – 30
Adams-Friendship	9	5	5	6	3 – 28

Three-point goals – Sauk Prairie 4-10 (Bishop 2-5, Miller 1-3, VandeBerg1-2). Adams-Friendship 1-4 (Kirsenlohr 1-3, Massen 0-1).

Field-goal percentage – Sauk Prairie .343. Adams-Friendship .391.

Free-throw percentage – Sauk Prairie .667. Adams-Friendship .643.

Turnovers – Sauk Prairie 10. Adams-Friendship 7.

Officials – Robin Last & Tim Schumacher

Division 3 Championship

Markesan 62, Ladysmith 60

MARKESAN

	fg	fga	ft	fta	reb	pf	fts	a	min
J.G. Bradley	3	4	6	6	1	1	12	4	31

M. Laper	6	12	0	0	3	3	12	2	31
B. Clark	9	16	4	4	2	22	4	7	
K. Kneser	7	11	1	3	11	2	15	0	31
R. Frei	0	2	1	2	4	4	1	2	29
J. Jerome	0	0	0	0	0	0	0	0	0
B. Harttert	0	1	0	0	1	0	0	0	4
B. Nitz	0	0	0	0	0	0	0	1	1
D. Strelow	0	0	0	0	0	0	0	0	0
M. Quade	0	0	0	0	0	0	0	0	0
J. Bazeley	0	0	0	0	0	0	0	0	0
B. Davison	0	0	0	0	0	0	0	0	0
B. Moderow	0	0	0	0	0	0	0	0	0
J. Preuss	0	0	0	0	0	0	0	0	1
N. Quade	0	0	0	0	0	0	0	0	0
TOTALS	**25**	**46**	**12**	**15**	**37**	**12**	**62**	**13**	**160**

LADYSMITH

	fg	fga	ft	fta	reb	pf	fts	a	min
B. Larson	3	10	0	0	0	4	9	12	32
J. Clark	9	15	1	2	1	4	28	2	32
M. Siverling	7	12	0	1	5	2	16	2	32
C. Poradish	0	5	0	0	0	1	0	1	29
J. Hraban	2	7	1	2	5	5	5	0	19
J. Lichty	0	0	0	0	0	0	0	0	0
B. Whittenberger	0	0	0	0	0	0	0	0	0
C. Bellanger	0	0	0	0	0	0	0	0	0
C. Becker	0	0	0	0	0	0	0	0	3
D. Carter	0	0	0	0	0	0	0	0	0
D. Groothousen	1	2	0	0	4	1	2	0	13
TOTALS	**22**	**51**	**2**	**5**	**17**	**17**	**60**	**17**	**160**

Totals include team rebounds.

Markesan	20	6	18	18	– 62
Ladysmith	14	11	11	24	– 60

Three-point goals – Markesan 0-1 (Clark 0-1). Ladysmith 14-33 (Larson 3-9, Clark 9-14, Siverling 2-6, Poradish 0-4).

Field-goal percentage – Markesan .543. Ladysmith .431.

Free-throw percentage – Markesan .800. Ladysmith .400.

Turnovers – Markesan 8, Ladysmith 10.

Officials – Lee Kornaus & Todd Gutzman

Division 3 Semifinals

Markesan 61, Auburndale 48

MARKESAN

	fg	fga	ft	fta	reb	pf	fts	a	min
J.G. Bradley	0	2	0	0	2	0	0	5	30
M. Laper	10	19	3	4	6	1	23	2	29
B. Clark	6	12	4	4	7	4	17	1	27
K. Kneser	7	7	1	1	11	1	15	1	28
R. Frei	1	1	2	2	3	3	5	3	22
J. Jerome	0	0	0	0	0	0	0	0	1
B. Harttert	0	0	0	0	0	1	0	2	9
B. Nitz	0	0	0	0	0	0	0	0	3
D. Strelow	0	0	0	0	0	0	0	0	1
M. Quade	0	0	0	0	0	0	0	0	1
J. Bazeley	0	0	0	0	0	0	0	0	0
B. Davison	0	0	1	2	0	0	1	0	1
B. Moderow	0	0	0	0	0	0	0	0	1
J. Preuss	0	0	0	0	1	0	0	0	7
N. Quade	0	0	0	0	0	0	0	0	0
TOTALS	**24**	**41**	**11**	**13**	**31**	**10**	**61**	**14**	**160**

AUBURNDALE

	fg	fga	ft	fta	reb	pf	fts	a	min
T. Weichelt	2	4	0	0	0	2	5	1	15
M. Huser	1	8	2	3	1	4	5	2	30
T-Jay Schmitt	7	11	2	2	7	4	16	3	28
J. Raab	7	15	0	0	4	0	15	0	30
E. Grube	1	5	1	4	0	1	3	0	25
N. Marti	1	1	0	0	0	0	2	1	17
V. Brandl	0	0	0	0	0	0	0	0	5
J. Haupt	1	1	0	0	1	3	2	0	4
C. Schmutzer	0	0	0	0	0	0	0	0	1
S. Grosskreutz	0	1	0	0	0	0	0	1	1
D. Novotny	0	0	0	0	0	0	0	0	1
M. Klawitter	0	0	0	0	1	1	0	0	1
T. Weiler	0	0	0	0	0	0	0	0	1
C. Becker	0	0	0	0	0	0	0	0	1
TOTALS	**20**	**46**	**5**	**9**	**14**	**15**	**48**	**8**	**160**

Totals include team rebounds.

Markesan	14	18	6	23	– 61
Auburndale	10	14	15	9	– 48

Three-point goals – Markesan 2-6 (Bradley 0-2, Laper 0-1, Clark 1-2, Frei 1-1). Auburndale 3-12 (Weichelt 1-2, Huser 1-6, Schmitt 0-2, Raab 1-2).

Field-goal percentage – Markesan .585. Auburndale .435.

Free-throw percentage – Markesan .846. Auburndale .556.

Turnovers – Markesan 6. Auburndale 14.

Officials – Jon Golembiewski & Samuel Plumeri

Ladysmith 78, Westby 56

WESTBY

	fg	fga	ft	fta	reb	pf	fts	a	min
B. Sternnke	5	10	0	0	4	4	10	1	30
M. Brudos	9	28	6	7	6	3	27	1	29
R. Niedfeldt	1	2	0	0	0	2	2	4	19
J. Lund	1	5	0	2	5	2	3	0	19
T. Dahlen	4	13	3	6	9	3	11	1	28
J. Nelson	0	1	0	0	0	0	0	0	1
T. Naegle	0	0	0	0	0	0	0	0	1
R. Jasperson	0	1	0	0	0	1	0	0	1
J. Barstad	1	2	1	1	3	3	3	1	12
R. Herold	0	0	0	0	0	0	0	0	1
J. Fortun	0	0	0	0	0	0	0	0	1
T. Larson	0	0	0	0	0	0	0	0	1
M. Roesler	0	0	0	0	0	0	0	0	1
C. Bjornstad	0	0	0	0	0	1	0	0	1
A. Le Jeune	0	1	0	0	1	0	0	0	15
TOTALS	**21**	**63**	**10**	**16**	**31**	**19**	**56**	**8**	**160**

LADYSMITH

	fg	fga	ft	fta	reb	pf	fts	a	min
B. Larson	7	15	8	9	10	1	25	8	31
J. Clark	6	15	4	4	3	3	17	2	31
M. Siverling	1	3	2	2	4	3	4	3	25
C. Poradish	2	6	1	2	3	4	6	3	26
J. Hraban	6	9	2	4	9	2	14	0	26
J. Lichty	0	0	0	0	1	0	0	0	1
B. Whittenberger	0	0	0	0	0	0	0	0	1
C. Bellanger	0	1	0	0	1	0	0	0	1
C. Becker	3	3	2	2	5	1	8	0	11
D. Carter	0	0	2	2	1	0	2	0	1
D. Groothousen	1	1	0	0	1	2	2	0	6
TOTALS	**26**	**53**	**21**	**25**	**41**	**16**	**78**	**16**	**160**

Totals include team rebounds.

Westby	14	14	15	13	– 56
Ladysmith	15	24	15	24	– 78

Three-point goals – Westby 4-16 (Sternnke 0-1, Brudos 3-12, Lund 1-1, Dahlen 0-1, Nelson 0-1). Ladysmith 5-21 (Larson 3-9, Clark 1-7, Siverling 0-1, Poradish 1-4).

Field-goal percentage – Westby .333. Ladysmith .491.

Free-throw percentage – Westby .625. Ladysmith .840.

Turnovers – Westby 14. Ladysmith 18.

Officials – James Braunschweig & David Hoeft

TECHNICAL FOULS – INDIVIDUAL: Westby (1) 3:02 2nd Brudos

Division 4 Championship

Randolph 72, Elmwood 65

RANDOLPH

	fg	fga	ft	fta	reb	pf	fts	a	min
M. Syens	5	6	4	5	3	4	17	1	26
S. Alsum	6	11	2	2	7	0	14	2	25
T. Selk	7	15	1	1	6	3	15	1	26
J. Zuhlke	4	9	2	4	4	2	10	1	24
J. Austin	6	9	1	2	11	4	13	3	26
R. Alvin	0	0	0	0	0	0	0	0	1
J. Geertsma	0	0	0	0	1	0	0	0	3
B. Van Beek	0	0	0	2	0	0	0	0	1
J. De Vries	0	0	0	0	0	0	0	0	0
D. Boomsma	0	0	0	0	1	1	0	0	1
J. Bates	0	1	0	0	0	0	0	0	1
P. Buwalda	1	1	1	4	4	1	3	2	17
P. Wiersma	0	1	0	0	1	0	0	0	8
S. Beaulieu	0	0	0	0	0	0	0	0	0
J. Jenkins	0	0	0	0	1	0	0	0	1
TOTALS	**29**	**53**	**11**	**20**	**39**	**15**	**72**	**10**	**160**

ELMWOOD

	fg	fga	ft	fta	reb	pf	fts	a	min
D. Koehler	5	11	0	1	2	4	13	0	31
T. Auth	2	8	0	0	3	0	4	0	31
J. Marson	6	20	7	8	3	5	20	6	29
B. Delong	3	6	2	2	5	1	8	2	31
T. Krech	6	11	3	4	10	4	15	0	26
K. Holt	0	0	0	0	0	0	0	0	1
A. Garfield	0	0	0	0	0	2	0	0	5
J. Whirry	0	0	0	0	0	0	0	0	1
T. Krause	0	0	0	0	0	0	0	0	0
J. Shafer	0	0	0	0	0	0	0	0	0
J. Link	1	1	2	2	0	0	4	0	2
R. Schneider	0	0	0	0	0	0	0	0	0
B. Weber	0	0	0	2	2	0	0	0	2
M. Weber	0	0	0	0	0	0	0	0	0
R. Lehmann	0	0	1	2	0	0	1	0	1
TOTALS	**23**	**57**	**15**	**21**	**26**	**16**	**65**	**8**	**160**

Totals include team rebounds.

Randolph	18	11	20	23	– 72
Elmwood	11	11	16	27	– 65

Three-point goals – Randolph 3-5 (Syens 3-4, Selk 0-1). Elmwood 4-18 (Koehler 3-9, Auth 0-2, Marson 1-6, Krech 0-1).

Field-goal percentage – Randolph .547. Elmwood .404.

Free-throw percentage – Randolph .550. Elmwood .714.

Turnovers – Randolph 18. Elmwood 14.

Officials – Jack Coughlin & Charles O'Brien

Division 4 Semifinal

Randolph 65, Wausaukee 53

WAUSAUKEE

	fg	fga	ft	fta	reb	pf	fts	a	min
N. Wotruba	4	9	0	0	0	3	12	1	31
Z. Roush	0	6	0	2	2	4	0	3	31
C. Sharp	5	8	2	3	6	0	12	3	31
R. Duessler	4	17	1	7	10	4	9	0	29
J. Rugg	6	11	0	0	3	4	17	7	30
M. Slattery	0	0	0	0	0	0	0	0	1
M. Burnside	0	0	0	0	0	0	0	1	1
P. Dunlap	0	1	0	0	0	0	0	0	1
J. Figas	0	0	0	0	0	0	0	0	1
M. Tracy	1	1	0	0	0	0	3	0	1
A. Tadisch	0	0	0	0	0	0	0	0	3
TOTALS	**20**	**53**	**3**	**12**	**23**	**15**	**53**	**15**	**160**

RANDOLPH

	fg	fga	ft	fta	reb	pf	fts	a	min
M. Syens	3	12	4	4	4	1	11	2	27
S. Alsum	5	12	4	5	14	1	14	1	28
T. Selk	8	12	0	1	9	2	16	2	27
J. Zuhlke	1	4	0	0	3	0	2	3	26
J. Austin	4	7	0	0	7	4	8	0	16
B. Van Beek	0	0	0	0	0	0	0	0	0
J. Geertsma	0	0	0	0	0	0	0	0	5
J. De Vries	0	0	0	0	0	0	0	1	1
J. Bates	0	0	0	0	0	0	0	0	1
R. Alvin	0	0	0	0	0	0	0	0	0
D. Boomsma	1	1	0	0	1	0	2	0	3
P. Buwalda	2	4	4	6	2	2	8	1	9
P. Wiersma	2	3	0	0	5	3	4	0	15
S. Beaulieu	0	0	0	0	0	0	0	0	1
J. Jenkins	0	0	0	0	0	0	0	0	1
TOTALS	**26**	**55**	**12**	**16**	**47**	**13**	**65**	**10**	**160**

Totals include team rebounds.

Wausaukee	24	2	11	16	– 53
Randolph	16	13	19	17	– 65

Three-point goals – Wausaukee 10-24 (Wotruba 4-9, Roush 0-5, Rugg 5-9, Tracy 1-1). Randolph 1-11 (Syens 1-9, Alsum 0-2).

Field-goal percentage – Wausaukee .377. Randolph .473.

Free-throw percentage – Wausaukee .473. Randolph .750.

Turnovers – Wausaukee 13. Randolph 10.

Officials – Terry Erickson & Jim Molstad

Elmwood 74, Kickapoo 54

KICKAPOO

	fg	fga	ft	fta	reb	pf	fts	a	min
W. Wilder	3	10	0	0	1	2	7	3	25
M. Glass	7	15	4	7	7	4	18	2	31
M. Lieurance	3	13	0	2	2	4	8	2	25
J. Hornby	0	5	3	4	3	3	3	2	18
N. Dobbins	7	12	2	3	5	2	16	2	27
B. Smith	0	0	0	0	2	0	0	0	6
M. Schreiber	0	2	0	0	0	2	0	0	2
D. Young	0	0	0	0	0	0	0	0	1
R. Wallace	0	1	0	0	0	0	0	0	3
J. Matthes	0	0	0	0	0	1	0	0	1
T. Geary	0	1	0	0	2	0	0	0	1
R. Wood	0	0	0	0	0	0	0	0	1
W. Rose	0	0	0	0	0	0	0	0	2
J. Morgan	1	4	0	0	6	3	2	0	17
TOTALS	**21**	**63**	**9**	**16**	**29**	**21**	**54**	**11**	**160**

ELMWOOD

	fg	fga	ft	fta	reb	pf	fts	a	min
D. Koehler	5	11	0	0	7	1	13	2	29
T. Auth	3	6	1	2	5	3	9	0	27
J. Marson	6	11	7	9	4	4	20	5	30
B. Delong	5	7	2	2	11	2	12	2	30
T. Krech	7	9	2	4	7	4	16	3	28
M. Weber	0	0	0	0	0	0	0	0	1
A. Garfield	1	1	0	0	0	0	3	0	3
J. Whirry	0	0	0	2	1	1	0	0	2
T. Krause	0	0	0	0	1	0	0	0	1
J. Shafer	0	0	0	0	0	0	0	0	1
J. Link	0	0	0	0	0	0	0	0	3
R. Schneider	0	0	0	0	0	0	0	0	1
B. Weber	0	0	0	0	1	1	0	0	2
K. Holt	0	0	0	0	0	0	0	0	0
R. Lehmann	0	1	1	2	2	0	1	0	2
TOTALS	**27**	**46**	**13**	**21**	**39**	**16**	**74**	**12**	**160**

Totals include team rebounds.

Kickapoo	16	13	9	16	– 54
Elmwood	21	21	16	16	– 74

Three-point goals – Kickapoo 3-25 (Wilder 1-5, Glass 0-4, Lieurance 2-11, Hornby 0-3, Dobbins 0-1). Elmwood 7-13 (Koehler 3-7, Auth 2-3, Marson 1-2, Garfield 1-1).

Field-goal percentage – Kickapoo .333. Elmwood .587.

Free-throw percentage – Kickapoo .563. Elmwood .619.

Turnovers – Kickapoo 23. Elmwood 20.

Officials – Micheal Steinagel & James Stephany

Scoring Leaders

Division 1

name-sch-games	fg	fga	ft	fta	pt
M. Williams, Vincent (3)	21	31	6	7	48
D. Baldowsky, Mukwonago (3)	18	29	9	11	46
N. Suhr, Watertown (2)	13	27	15	20	44
B. LaRue, Mukwonago (3)	13	32	11	12	39
R. Yanders, Vincent (3)	12	29	4	7	32
E. Klingensmith, E.C. Men. (2)	10	14	8	14	32
J. Carstensen, E.C. Mem. (2)	12	19	5	7	32
S. Washington, Vincent (3)	14	25	2	7	30
D. Luczywko, S. Milw. (1)	10	16	9	11	29
N. Leverence, Mukwonago (3)	7	14	9	10	27

Rebounding – Dale Baldowsky, Mukwonago (3), 24; Mike Oiler, Watertown (2), 16; Jose Winston, Milwaukee Vincent (3), 14; Jerry Carstensen, Eau Claire Memorial (2), 13; Marshall Williams, Milwaukee Vincent (3), 12; Brad LaRue, Mukwonago (3), 12; Nathan Suhr, Watertown (2), 11; Robert Yanders, Milwaukee Vincent (3), 11; Ryan Spitzner (3), Mukwonago, 9; Dan Luczywko, South Milwaukee (1), 9.

Division 2

name-sch-games	fg	fga	ft	fta	pt
N. Been, Sauk Prairie (2)	12	19	2	2	27
J. Dinsmore, Whitefish Bay (2)	9	25	5	7	26
M. Daly, Whitefish Bay (2)	4	13	12	16	21
K. VandeBerg, Sauk Prairie (2)	8	29	2	3	19
M. Boyd, Whitefish Bay (2)	8	11	1	1	17

Rebounding – Matt Daly, Whitefish Bay (2), 13; Kasey VandeBerg (2), Sauk Prairie, 12; Marius Boyd (2), Whitefish Bay, 10; Nick Been, Sauk Prairie (2), 7; Ryan Miller, Sauk Prairie (2), 7.

Division 3

name-sch-games	fg	fga	ft	fta	pt
J. Clark, Ladysmith (2)	15	30	5	6	45
B. Clark, Markesan (2)	15	28	8	8	39
M. Laper, Markesan (2)	16	31	3	4	35
B. Larson, Ladysmith (2)	10	25	9	11	34
K. Kneser, Markesan (2)	14	18	2	4	30

Rebounding – Kyle Kneser, Markesan (2), 22; Brad Clark, Markesan (2), 21; Josh Hraban, Ladysmith (2), 14; Brent Larson, Ladysmith (2), 10; Matt Laper, Markesan (2), 9; Matt Silverling, Ladysmith (2), 9; Tim Dahlen, Westby (2), 9.

Division 4

name-sch-games	fg	fga	ft	fta	pt
J. Marson, Elmwood (2)	12	31	14	17	40
T. Krech, Elmwood (2)	13	20	5	9	31
Tyler Selk, Randolph (2)	15	27	1	2	31
Steve Alsum, Randolph (2)	11	23	6	7	28
Matt Syens, Randolph (2)	8	18	8	9	28

Rebounding – Steve Alsum, Randolph (2), 21; Josh Austin, Randolph (2), 18; Tim Krech (2), Elmwood, 17; Brent Delong, Elmwood (2), 16; Tyler Selk, Randolph (2), 15.